

# 2024 BARNESVILLE

## TROJAN FOOTBALL 11-1



**9/10 Team - 0-5**

**JV Team - 2-2**

**Mid-NorthWest (HOL North) District Champions**

**Section 8AA Champions**

**State AA Tournament**

Name: Gannon Bolgrean

Parents Name: Jason and Ronda Bolgrean

Number of years lettered: 4

Positions played: QB/FB/SS

Favorite football memory: Winning State Championship

What are you going to miss next year: Home football games


Advice for younger players: work hard everyday, you won't regret it

Future Plans: Undecided

Defensive Stats - 53 solo tackles, 44 assisted tackles, 1 tackle for loss, 7 tipped passes, 1 fumble recovery, 10 interceptions, 2 tackles on kicks - 225 defensive points

Offensive stats - 248 rushes for 2,432 yards a 9.8 yard average, 7 fumbles, 29 rushing TD's, 14 2 point conversions scored - Total TD's scored was 38. 256 points scored. Caught 10 passes for 200 yards and 5 TD's. Completed 24 of 41 passes for 617 yards and 7 TD's and 3 interceptions.

Awards - 2022, 2023 and 2024 Academic All District, 2021, 2022, 2024 Class Iron Man Champion, 2024 Defensive Back of the Year, 2024 Most Valuable Offensive Player, 2024 Co Most Valuable Player, 2024 All District, 2024 Co District Most Valuable QB, 2024 District Most Valuable Player, Elected to 2024 All State Game, 2024 Minnesota Vikings All State Team, 2024 Academic All State Team, 2024 Captain, 2023 and 2024 All Section Team, 2024 Captain



Name: Jack Bredman

Parents Name: Darin and Amy Bredman

Number of years lettered: 3

Positions played: RB/FB/Corner/Safety/Long Snapper

Favorite football memory: Holding up the "1" for coach Grosz

What are you going to miss next year: The football retreat and having fun with teammates

Advice for younger players: Lift

Future Plans: Undecided

Defensive Stats - 25 solo tackles, 15 assisted tackles, 2 tackles for loss, 4 tipped passes, 1 tackle on kick, 101 Defensive points scored

Offensive Stats - 4 carries for 34 yards, a 8.5 yard average, 1 rushing TD

Awards - 2023 and 2024 Academic All District, 2024 Honorable Mention All Section



Name: Alex Dorton

Parents Name: Christian and Stacey Dorton and Marissa Mihelich

Number of years lettered: 3

Positions played: TE/G/LB/Kicker

Favorite football memory: the game before playoffs we played Frazee and I played the best game of my life, it was so fun just flying around

What are you going to miss next year: the atmosphere of playing football and all the memories

Advice for younger players: Stick with it and enjoy every moment with your brothers and take it all in because before you know it, it will be over

Future Plans: I'm going to be an electrician

Offensive Stats - 13 kickoffs for 413 yards a 31.8 yard average

Defensive Stats - 27 solo tackles, 30 assisted tackles, 3 tackles for loss, 2 tipped passes, 1 fumble caused, 21 tackles on kicks, 186 defensive points scored

Awards - 2024 Practice Player of the Year (co), 2024 Special Teams Player of the Year





Name: Aiden Kent

Parents Name: Melissa and Eric Olson

Number of years lettered: 3

Positions played: Tackle/Guard/Center/Defensive Tackle

Favorite football memory: Winning State Championship


What are you going to miss next year: playing football

Advice for younger players: Keep Lifting

Future Plans: Farm

Defensive Stats - 4 assisted tackles, 1 tackle for loss, 6 defensive points scored

Awards - 2024 Honorable Mention All District



Name: Jack Maesse

Parents Name: Brent and Tammy Maesse

Number of years lettered: 3

Positions played: Tight End/Defensive End/Linebacker/Long Snapper

Favorite football memory: Winning State Championship

What are you going to miss next year: Football Lake Retreat

Advice for younger players: Lift Weights

Future Plans: Undecided

Defensive Stats - 25 solo tackles, 41 assisted tackles, 16 tackles for loss, 1 tipped pass, 1 fumble caused, 2 recovered fumbles, 2 sacks, 1 blocked kick, 14 tackles on kicks, 242 defensive points scored.

Offensive Stats - 6 passes caught for 149 yards, 1 receiving TD, 2 - 2 point conversions scored, 10 career points scored. 2 kickoff returns for 27 yards

Awards - 2024 All District, 2023 Honorable Mention All Section Team, 2022, 2023 and 2024 Academic All District, 2024 All Section Team, 2023 Ironman Champion for grade



Name: Collin Morey

Parents Name: Duane and Robyn Morey

Number of years lettered: 3

Positions played: RB/FB/Guard/Linebacker/kicker

Favorite football memory: staying at the hotel for state

What are you going to miss next year: the brothers


Advice for younger players: Listen to Grosz for lifting!

Future Plans: Undecided

Defensive Stats - 68 solo tackles, 82 assisted tackles, 14 tackles for loss, 1 tipped pass, 1 fumble caused, 1 fumble recovery, 3 sacks, 10 tackles on kicks, 364 career defensive points scored

Offensive Stats - 13 carries for 118 yards a 9.07 avg, 3 - 2 point conversions scored, 6 career points scored. 15 kickoffs for 571 yards a 38.1 yard average

Awards - 2024 All District, 2023 and 2024 All Section Team, 2024 Captain





Name: Nick Robideau

Parents Name: Kari Robideau and Nate Robideau

Number of years lettered: 4

Positions played: RB/Guard/Linebacker

Favorite football memory: Winning State

What are you going to miss next year: Weight Room

Advice for younger players: Winning isn't just a given in Barnesville football. You have to work for it everyday

Future Plans: college undecided, going into Elementary Ed.

Offensive Stats - 4 carries for 27 yards, 3 td's scored in career, 9 - 2 point conversions scored and for career scored 36 points. 4 kickoff returns for 39 yards

Defensive Stats - 83 solo tackles, 120 assisted tackles, 23 tackles for loss, 4 tipped passes, 3 fumble recoveries, 1 interception, 5 sacks, 3 blocked kicks, 21 tackles on kicks, 531 career defensive points scored

Awards - 2022, 2023, 2024 Academic All District, 2023, 2024 All District, 2024 District Most Valuable Linebacker, 2022 Rookie of the Year, 2023 2024 Most Valuable Offensive Lineman, 2023 2024 Most Valuable Linebacker, 2024 Most Valuable Defensive Player, 2024 Co Most Valuable Player, 2024 All Section, 2023 Honorable Mention All Section, 2024 Most Valuable Teammate, 2023 and 2024 Captain





Name: Brenden Thorkildson

Parents Name: Blaine and Lynn Thorkildson

Number of years lettered: 3

Positions played: Tight End/Defensive End/Defensive Tackle

Favorite football memory: Winning the State Championship

What are you going to miss next year: Playing football in general

Advice for younger players: Lift

Future Plans: Go to UND

Offensive Stats - Caught 3 passes for 55 yards, had 1 carry for 13 yards, scored 2 - 2 point conversions, for career 4 points scored

Defensive Stats - 8 solo tackles, 20 assisted tackles, 5 tackles for loss, 2 tackles on kicks, 60 defensive points scored

Awards - 2024 Co Most Valuable Defensive Lineman, 2024 Honorable Mention All District, 2024 Academic All District Team



Name: Kash Tuel

Parents Name: Derek and Katie Tuel

Number of years lettered: 3

Positions played: Guard/Defensive Tackle

Favorite football memory: Winning State Title

What are you going to miss next year: playing football

Advice for younger players: Lift

Future Plans: Undecided

Defensive Stats - 9 solo tackles, 33 assisted tackles, 11 tackles for loss, 1 fumble recovery, 1.5 sacks, 91 career defensive points scored

Awards - 2023 and 2024 Practice Player of the year, 2024 Honorable Mention All District, 2024 Co Most Valuable Defensive Lineman





Name: Isaiah Zajac

Parents Name: Michelle and Scott Zajac

Number of years lettered: 3

Positions played: Tight End/Defensive End

Favorite football memory: winning the section title

What are you going to miss next year: younger teammates


Advice for younger players: never take any of it for granted

Future Plans: Go to MState Wadena for lineman school

Offensive Stats - 5 receptions for 133 yards, 1 touchdown, 1 - 2 point conversion - scored 8 career points

Defensive Stats - 17 solo tackles, 36 assisted tackles, 12 tackles for loss, 1 tipped passed, 1 fumble caused, 7 sacks, 9 tackles on kicks, 171 career defensive points

Awards - 2024 Honorable Mention All District



**2024**

**Barnesville Trojan Award Winners**

Practice Player of the Year .....Kash Tuel/Alex Dorton

Trojan Pride .....Nick Robideau

Most Improved Football Player .....Adam Branden/Connor Klemin

Rookie of the Year Award .....Jacob Strand

Most Valuable Offensive Lineman.....Nick Robideau

Most Valuable Offensive Back .....Major Ness

Most Valuable Defensive Lineman .....Kash Tuel/Brenden Thorkildson

Most Valuable Defensive Back .....Gannon Bolgrean

Most Valuable Linebacker .....Nick Robideau

Most Valuable Special Teams .....Alex Dorton

Most Valuable Teammate .....Nick Robideau/Connor Klemin

Most Valuable Offensive Player .....Gannon Bolgrean

Most Valuable Defensive Player .....Nick Robideau

Most Valuable Player.....Gannon Bolgrean/Nick Robideau

9th Grade Ironman Champion .....Jacob Strand

10<sup>th</sup> Grade Ironman Champion.....Eli Amundson

11<sup>th</sup> Grade Ironman Champion.....Cameron Halverson

12<sup>th</sup> Grade Ironman Champion.....Gannon Bolgrean

Overall Ironman Champion.....Cameron Halverson 186 points

**Mid-Northwest HOL North District - All District**

Nick Robideau, Collin Morey, Gannon Bolgrean, Jack Maesse, Jacob Strand, Major Ness

**Honorable Mention All District**

Brenden Thorkildson, Kash Tuel, Aiden Kent, Isaiah Zajac



Individual Awards from the district voted on by coaches of the district. Awards are not in yet but please stand and be recognized.

**Mid-Northwest HOL North - District Most Valuable Offensive Back of the Year**

Major Ness

**Mid-Northwest HOL North - District Most Valuable Defensive Linebacker of the Year**

Nick Robideau

**Midwest District Most Valuable Quarterback**

Gannon Bolgrean and Noah Nelson

**Midwest District Most Valuable Player**

Gannon Bolgrean

**Midwest District All Academic Team - Overall GPA over 3.7**

Nick Robideau, Jack Maesse, Gannon Bolgrean, Jack Bredman, Brenden Thorkildson, Cameron Halverson, Cody Mostue, Elias Cox, Landon Hartog, Connor Klemin, Alex Fronning, Eli Amundson, Owen Thorkildson

**All Section 8AA Team**

Gannon Bolgrean, Collin Morey, Nick Robideau, Major Ness, Cameron Halverson, Jack Maesse, Connor Klemin

**Honorable Mention All Section**

Adam Branden, Jack Bredman, Jacob Strand

**All Star Game - Gannon Bolgrean**

**MN Vikings All State Team - Gannon Bolgrean**

**Academic All State Selection - Gannon Bolgrean**

**9/10 grade**

Most Valuable Player - Tate Pauna

Most Improved - Ben Braton

**JV**

Most Valuable Player -Brayden Dunham

Hardest Worker -Landen Hartog

First	Last	Height	Weight	Bench Press 2pts each 5lbs over wgt	Pull ups 1 pt Each	30 Sec Dummy Jumps 1 pt Each	40 yd Dash	400	Total	
Cameron	Halverson	5'10	190	350	22	71	4.7	63	186	11th
Gannon	Bolgrean	6'1	180	300	23	72	4.71	53	175	12th
Nick	Robideau	5'11	195	305	13	63	4.77	64	149	
Major	Ness	6'1	175	275	11	61	4.76	60	142	
Elias	Cox	5'10	165	215	25	61	5.28	67	128	
Aiden	Kent	6'2	225	335	8	52	5.01	68	127	
Collin	Morey	5'10	195	275	10	59	5.04	67	125	
Jack	Bredman	6'1	170	220	13	64	4.95	65	123	
Jack	Maesse	6'3	200	275	10	58	5.01	69	121	
Eli	Amundson	6'0	185	245	10	61	4.78	71	120	10th
Gage	Smith	5'10	130	175	15	65	5.08	75	117	
Jacob	Strand	5'9	140	155	14	65	4.94	60	113	9th
Brenden	Thorkelson	6'3	190	240	9	57	5.10	63	111	
Jack	Martin	6'0	170	215	12	53	4.97	60	111	
Isaiah	Zajac	6'4	170	205	6	58	5.24	66	100	
Alex	Dorton	6'0	175	200	7	54	5.09	65	96	
Brayden	Dunham	6'0	155	145	11	57	4.98	69	90	
Owen	Thorkildson	6'4	215	265	6	48	5.35	80	88	
Jacob	Olson	5'5	150	165	10	55	5.49	72	88	
Brycen	Christopherson	6'1	155	115	7	59	5.16	67	87	
Tate	Pauna	5'10	150	155	8	56	4.93	73	87	
Connor	Klemin	6'2	180	0	0	59	4.94	60	85	
Luke	Harbin	6'1	155	120	7	62	5.30	72	85	
Matt	Jahr** 8th grade	5'9	155	150	9	55	5.19	69	84	
Parker	Strom	6'3	175	155	4	60	5.23	69	83	
Grady	Field	5'6	120	120	10	54	5.21	70	82	
Gabe	Yeske	6'3	175	140	8	54	5.53	67	79	
Aiden	Bolgrean	5'9	120	135	11	47	5.51	75	78	
Alex	Fronning	6'2	165	165	4	53	5.37	66	76	
Benjamin	Braton	5'6	105	100	11	55	6.09	71	76	
Charlie	Haycraft	6'1	165	165	2	60	5.56	76	74	
Brock	Grabow	5'8	125	120	8	56	5.83	78	72	
Gus	Brown	5'10	140	145	9	48	5.75	74	72	
Landen	Hartog	6'1	215	225	3	48	5.63	73	69	
Jaxon	Berg	5'9	125	110	7	54	5.67	81	69	
Collin	Grommesh	5'10	155	140	4	58	5.99	80	68	
Landon	Dahl	5'10	140	125	3	56	5.63	85	65	
Charlie	Peterson	5'10	155	160	8	43	5.57	79	65	
Kash	Tuel	5'9	195	185	4	54	5.83	81	64	
Logon	Condon	6'0	180	145	0	52	5.74	72	64	
Tyler	Hooker	5'4	145	135	2	55	5.72	82	64	
Jaron	Poepping	5'7	125	105	7	51	6.14	84	60	
Dominic	Karsten	5'7	115	90	5	46	5.63	80	60	
Cody	Mostue	6'0	225	200	0	55	5.94	94	58	
Dylan	Steele	5'7	135	115	3	47	5.69	86	56	
Martin	Dukek	6'3	280	165	0	48	6.28	95	48	
Jackson	Meyer	5'11	250	200	0	46	6.14	85	47	
Mason	Glynn	5'11	180	115	2	39	5.75	90	46	
Ryker	Graff	5'6	110	55	0	44	6.22	82	44	
Adam	Branden	6'0	140	150	14	0	5.24	58	43	
Brayden	Stevens	5'8	205	150	1	40	6.56	131	41	
Brody	Eickenbrock	5'7	170	130	0	35	5.63	98	41	
Wyatt	Mostue	6'1	210	180	2	32	6.67	108	34	
Brandon	Braton	5'6	250	185	0	31	6.96	121	31	
Carson	Smith	6'7	370	235	0	26	7.10	113	26	
Tyson	Anderson	6'2	225	125	0	0	6.15	92	1	

2025								
Name	Height	Weight	Bench Press 2pts each 5lbs over wgt	Pull ups 1 pt Each	30 Sec Dummy Jumps 1 pt Each	40 yd Dash	400	Total
Bolgrean, Gannon 2021	5'7	130	150	13	66	5.45	67	107
2022	5'10	150	220	18	69	5.05	65	140
2023	6'1	175				4.98	58	
2024	6'1	180	300	23	72	4.71	53	175
Bredman, Jack 2021	5'11	140	135	10	57	5.28	72	84
2022	6'0	150	160	13	64	5.12	64	105
2023	6'0	165	200	12	64	5.02	65	115
2024	6'1	170	220	13	64	4.95	65	123
Christiansen, Riley 2021	6'2	165	145	2	40	5.47	89	50
2022	6'3	175	150	3	41	5.46	88	52
Dorton, Alex 2021	5'9	150						0
2022	5'10	155	145	5	54	5.27	74	75
2023	5'11	170	185	7	63	5.19	71	96
2024	6'0	175	200	7	54	5.09	65	96
Olgeirson-Gehrig, Terrance 2021	6'1	265	115	0	23	6.93	120	23
2022	6'1	270	135	1	28	6.77	135	29
2023	6'3	275	225	0	27	6.3	113	27
Kent, Aiden 2021	6'1	195	165	4	43	5.82	89	51
2022	6'1	210	265	8	43	5.37	76	89
2023	6'2	220	315	8	50	5.13	85	109
2024	6'2	225	335	8	52	5.01	68	127
Maesse, Jack 2021	6'0	165	205	10	40	5.33	72	84
2022	6'2	175	235	13	61	5.02	72	119
2023	6'3	195	275	13	59	4.89	68	129
2024	6'3	200	275	10	58	5.01	69	121
Mason, Brendon 2022	5'11	140	85	2	39	5.44	72	56
Morey, Collin 2021	5'7	165	175	4	44	5.83	94	58
2022	5'8	150	185	7	56	5.28	78	93
2023	5'10	175	245	10	inj	4.96	inj	53
2024	5'10	195	275	10	59	5.04	67	125
Nosal, Brady 2021	5'9	115	105	8	57	5.02	72	84
Randklev, Brendon 2021	5'11	150	95	1	48	5.52	91	56
2022	6'0	155	130	0	52	5.15	72	70
Robideau, Nick 2021	5'10	165	215	10	53	5.14	70	104
2022	5'10	185	265	14	64	5.09	67	134
2023	6'0	195	290	6	59	4.93	72	125
2024	5'11	195	305	13	63	4.77	64	149
Thorkelson, Brenden 2021	6'0	195	135	1	44	5.93	82	49
2022	6'2	165	165	6	53	5.46	68	76
2023	6'3	185	200	11	58	5.02	65	100
2024	6'3	190	240	9	57	5.10	63	111
Tuel, Kash 2021	5'7	185	120	2	49	5.89	93	55
2022	5'8	200	135	2	50	5.46	90	60
2023	5'9	215	145	1	51	5.95	90	55
2024	5'9	195	185	4	54	5.83	81	64
Zajac, Isaiah 2021	6'2	155	125	4	injured	6.07	93	8
2022	6'2	155	155	6	47	5.13	82	65
2023	6'3	165	200	8	57	5.12	73	98
2024	6'4	170	205	6	58	5.24	66	100

2026								
Name	Height	Weight	Bench Press 2pts each 5lbs over wgt	Pull ups 1 pt Each	30 Sec Dummy Jumps 1 pt Each	40 yd Dash	400	Total
Brandon, Adam, 2023	DNT							
2024	6'0	140	150	14	0	5.24	58	43
Christopherson, Brycen, 2023	6'0	145	inj	inj	51	5.62	75	62
2024	6'1	155	115	7	59	5.16	67	87
Cox, Elias 2022	5'6	130	135	24	59	5.65	71	100
2023	5'8	160	185	21	58	5.38	74	106
2024	5'10	165	215	25	61	5.28	67	128
Fronning, Alex 2022	5'11	130	70	2	49	5.72	71	64
2023	6'2	155	145	5	35	5.17	70	59
2024	6'2	165	165	4	53	5.37	66	76
Grabow, Brock 2022	5'0	90	65	6	48	6.67	94	54
2023	5'4	105	80	5	45	6.16	87	51
2024	5'8	125	120	8	56	5.83	78	72
Halverson, Cameron 2021	5'8	155	170	10	64	5.16	69	102
2022	5'8	170	265	14	65	4.95	64	143
2023	5'10	185	315	22	69	4.87	63	171
2024	5'10	190	350	22	71	4.7	63	186
Hartog, Landen 2022	5'11	190	125	2	40	5.99	87	45
2023	6'0	195	160	2	38	5.52	75	52
2024	6'1	215	225	3	48	5.63	73	69
Klein, Connor 2021	5'10	140	85	2	43	6.03	88	47
2022	6'0	150	135	10	55	5.44	70	81
2023	6'1	165	190	11	56	5.18	68	99
2024	6'2	180	235	13	59	4.94	60	122
Martin, Jack 2022	5'10	150	175	10	53	5.2	65	96
2023	6'0	160	inj	inj	58	5.12	61	81
2024	6'0	170	215	12	53	4.97	60	111
Meyer, Jackson 2021	5'9	185	110	10	37	6.18	89	48
2022	5'10	200	140	0	39	6.08	84	41
2023	5'11	225	175	0	38	5.93	94	41
2024	5'11	250	200	0	46	6.14	85	47
Mostue, Cody 2022	5'6	160	95	0	41	6.54	101	41
2023	5'10	205	155	0	41	6.07	102	43
2024	6'0	225	200	0	55	5.94	94	58
Ness, Major 2021	5'10	150	115	5	45	5.21	68	69
2022	5'11	165	215	7	53	5.01	62	106
2023	6'1	175	225	10	60	4.77	60	120
2024	6'1	175	275	11	61	4.76	60	142
Smith, Carson 2022	6'6	365	135	0	10	7.70	138	10
2023	6'6	345	175	0	16	6.87	116	16
2024	6'7	370	235	0	26	7.10	113	26
Yeske, Gabe, 2023	6'2	170	130	7	50	5.38	74	72
2024	6'3	175	140	8	54	5.53	67	79



2027								
Name	Height	Weight	Bench Press 2pts each 5lbs over wgt	Pull ups 1 pt Each	30 Sec Dummy Jumps 1 pt Each	40 yd Dash	400	Total
Amundson, Eli, 2023	5'10	155	175	5	57	5.04	66	94
2024	6'0	185	245	10	61	4.78	71	120
Braton, Brandon, 2023	5'5	210	120	0	25	6.69	145	25
2024	5'6	250	185	0	31	6.96	121	31
Connelly, Michael, 2023	5'10	155	175	13	57	4.93	63	105
Dah, Landon, 2023	5'9	130	95	4	53	5.4	74	71
2024	5'10	140	125	3	56	5.63	85	65
Dunham, Brayden, 2023	5'11	145	125	8	44	5.28	73	68
2024	6'0	155	145	11	57	4.98	69	90
Dukek, Martin, 2023	6'1	265	130	0	40	6.51	104	40
2024	6'3	280	165	0	48	6.28	95	48
Grommesh, Collin, 2023	5'9	140	95	0	50	6.26	80	53
2024	5'10	155	140	4	58	5.99	80	68
Hanson, Hans, 2023	6'1	260	115	0	29	6.3	116	29
Hauck, Chase, 2023	5'3	105	105	6	62	5.41	75	81
Haycraft, Charlie, 2023	6'0	150	95	0	51	5.7	78	60
2024	6'1	165	165	2	60	5.56	76	74
Mostue-Conklin, Wyatt	6'1	210	180	2	32	6.67	108	34
Poepping, Jaron, 2023	5'3	110	95	3	31	6.28	95	34
2024	5'7	125	105	7	51	6.14	84	60
Smith, Gage 2024	5'10	130	175	15	65	5.08	75	117
Stevens, Brayden, 2023	5'7	175	110	1	35	6.42	104	36
2024	5'8	205	150	1	40	6.56	131	41
Strom, Parker, 2023	6'2	175	135	4	53	5.25	65	78
2024	6'3	175	155	4	60	5.23	69	83
Thorkildson, Owen, 2023	6'3	190	200	1	44	5.27	70	69
2024	6'4	215	265	6	48	5.35	80	88



# Trojans Looking to Make Their Own Mark This Season

**BY TRACY HINSZ**

The 2024 MSHSL Football season is underway as the Barnesville Trojans opened up practice looking to build on their section champion football streak of eight straight championships and a return trip to US Bank Stadium.

Back for his 20th season as leader of the Trojan football team is Bryan Strand. Strand has an impressive overall record of 169 wins and 45 losses, a State Championship in 2022 and three State Runner-up Finishes in 2023, 2018 and 2010. He was voted Class AA Coach of the Year in 2022 and 2018, while winning 11 Conference/District and 10 Section Coach of the Year Awards.

He has led Barnesville to eight straight Section 8AA championships and earned a trip to US Bank Stadium seven times in that time frame.

Assisting Coach Strand for his 26th season will be Offensive Coordinator Phil Trowbridge, with Jacob Grosz taking over the JV program after the passing of Nathan Strand. George Haj will step in to coach the Freshman team.

Coaches looking to volunteer their time again this season included Kirk Peterson, Dain Biewer, Michael Strand, Adam Tonsfeldt, Robbie Strand and Aaron Schindler.

Barnesville's success has been greatly contributed to the stability of the coaching staff, the commitment to the weightroom and the junior high and FM Football programs implementing the Trojan Way to their players and teams. All things combined have resulted in a Section 8AA Football Dynasty for the Trojan football program.

Every year teams lose talent to graduation and the Trojans football team is no different as they lost Zach Bredman, Ethan Larson, Justin Krueger and Peyton Amundson just to name a few. But the passing of assistant coach Nathan Strand will be a task that not many teams and

players have to tackle and the most difficult one to navigate.

"We had another outstanding season going 13-1 and making it to the State Championship game," said Coach Strand. "This group of seniors had quite the run and led us to US Bank Stadium again. We are going to miss them but need to move forward and build a new legacy with the players we have currently.

Most of my coaching staff will be back which is another key to our success as they put in many hours to get our players prepared each week. Losing Nathan Strand was difficult in many ways beyond football. He was a fantastic coach and leader. We will dedicate this football season to his memory and all the years he gave his blood, sweat and tears to our players and our program."

Returning this season are Gannon Bolgrean, Collin Morey, Nick Robideau, Major Ness, Cameron Halverson, Jack Maesse, Brendon Thorkildson and Aiden Kent.

Bolgrean will take over the quarterback position after gaining over 1000 rushing yards at fullback last season. He also will lead the defense at his free safety position. Ness and Halverson will be to vital cogs at the running back position as well as, strong safety and linebacker respectively.

Robideau is back for his senior season anchoring a guard position on offense and the linebacker position on defense, with Morey: guard, Kent; center, Maesse: tight end and Thorkildson: tight end, solidifying the offensive line.

New players looking to make an impact include Adam Brandon: running back and defensive back, Owen Thorkildson: offensive and defensive lineman, Landon Hartog: offensive and defensive lineman, and Elias Cox: running back and defensive back.

"We have high expectations every season and this season we expect to compete for another district and section championship,"

stated Strand. "Last year and the year before were seasons to remember, but this team must make its own identity, and it starts with practice.

We have lots of talented athletes again this season with Gannon Bolgrean taking over the quarterback spot on a fulltime basis. Add in Cameron Halverson and Major Ness at running back to go along with a strong and athletic offensive line with Aiden Kent, Nick Robideau, Collin Morey, Brendon and Owen Thorkildson and Jack Maesse, should allow us to move the football and score points.

Those same athletes along with others will give us a strong defense and special teams unit as well. We will hope to stay healthy and see how far we can go again in 2024."

Barnesville will compete in Section 8AA along with Crookston, Frazee, Hawley, Park Rapids, Pelican Rapids, Roseau and Warroad.


Coach Strand feels that Barnesville, Hawley and Park Rapids will be strong favorites to win the district and section titles this season.

"We are excited to start a new season of Trojan football," mentioned Strand. "The players are eager to get going and to make their own memories.

We will need to work extremely hard to get back to where we have been, and the coaches will push the players each and every day. Some players will need to transition into new spots and help the team in ways they may not have previously.

But that is what is so great about high school sports. Watching who takes the next step in their progression as an athlete and how far they can take it to help our Barnesville Trojan football team on Friday nights is special. We are looking forward to another fun filled football season."





The Barnesville Trojans football team members are, left to right, front row-Alexander Dorton, Aiden Kent, Jack Maesse, Cameron Halverson, Collin Morey, Gannon Bolgrean, Nicholas Robideau, Isalah Zajac, Brenden Thorkildson, Jack Bredman, Kash Tuel; row two-Lexy Paul, Coach Michael Strand, Coach Robbie Strand, Coach Adam Tonsteldt, Coach Phil Trowbridge, Head Coach Bryan Strand, Coach George Haj, Coach Dain Biewer, Coach Aaron Schindler, Coach Kirk Peterson, Coach Jacob Grosz, Mgr. Addyson Barnes; row three-Lucas Grosz, Dominic Karsten, Brant Cox, Jacob Olson, Brody Eickenbrock, Dylan Steele, Brock Grabow, Brandon Braton, Ben Braton, Grady Field, Brooks Durensky, Phillip Grosz; row four-Matthew Jahn, Brayden Stevens, Aiden Bolgrean, Tate Pauna, Gage Smith, Elias Cox, Adam Branden, Jacob Strand, Collin Grommes, Mason Glynn, Landon Dahl, Jaxon Berg, Tyler Hooker; row five-Brycen Christopherson, Gus Brown, Charlie Peterson, Cody Mostue, Luke Harbin, Landon Hartog, Jack Martin, Wyatt Mostue-Conklin, Brayden Dunham, Jackson Meyer, Colton Bomstad, Luke Bontjes; back row-Charles Haycraft, Eli Ammundson, Connor Kiernin, Gabe Yeske, Ryder Graff, Marin Dukek, Carson Smith, Parker Strom, Major Ness, Alexander Fronning, Tyson Anderson, Logan Condon and Whitten Askegaard.



# Bolgrean Leads Trojans Over DGF In Season Opener

By Tracy Hinsz

The Barnesville Trojans went on the road to Dilworth-Glyndon-Felton to start the 2024 football season and for the second straight season, came out with a hard-fought victory behind a stingy defense and offense led by quarterback Gannon Bolgrean as they won by the score of 24-14.

Barnesville would force a three and out punt on DGF's first possession before taking over on their own 43-yard line. The Trojans would drive 57 yards in 12 plays that was capped off by a Major Ness four-yard touchdown run. Bolgrean would add the two-point conversion for an 8-0 lead.

DGF would strike quickly on their next offensive possession as Caleb Johnson hit Casey Macziewski out of the backfield for a 65-yard touchdown pass. The PAT was good making the score 8-7 Barnesville.

Barnesville would start the second quarter with a 10 play, 85-yard drive that culminated in a Ness one yard touchdown run. Cameron Halverson would add the conversion run that made the score 16-7.

The Rebels would answer with a nine play 70-yard drive with Macziewski scoring his second touchdown with a run from seven yards out. The extra point was good putting the score at 16-14.

The Trojans had the ball and one last chance to put points on the board before the half with just under two minutes to play. Barnesville would go to the air with Bolgrean completing three of four passes, with Isaiah Zajac catching all three passes for 63 yards. Barnesville would get the ball all the way down to the one-yard line before time expired sending both teams into the break.

The Trojans would open the second half with a 12-play drive that was stopped when they fumbled at the 34-yard line giving the Rebels the ball back.

DGF would use up the rest of the time in the third quarter but throw an interception to open the fourth when Nick Robideau stepped in front of a pass to stop the Rebels drive.

The Trojans would put together

another long drive covering 70 yards in nine plays with Halverson highlighting the drive with a 41-yard run. Bolgrean would score on a four-yard run with Brenden Thorkildson catching the two-point conversion pass from Bolgrean for a 24-14 Barnesville lead.

Barnesville's defense would step up once again with a fourth down stop as DGF threw an incomplete pass. With time winding down, Halverson would break free on a long run where he slid at the one-yard line to ice the game. The Trojans would kneel on the ball for two straight plays to secure the opening night 24-14 victory.

"We started the year off with another great battle with DGF," said Coach Bryan Strand. "The boys really answered the call and played their tails off against a fantastic DGF team.

"We controlled the pace of the game from the opening kickoff until the end. We gave the boys plenty of time between plays, snapping the ball with under five seconds to go on the play clock. Our numbers are down a bit this year, so we needed to give them as much rest between plays as possible.

"I felt the boys played their hearts out tonight in a physically demanding game. I thought Phil Trowbridge called a brilliant game from the offensive side and our staff did a great job of preparing the kids for this game.

"It did get a little emotional not having long time coach Nate Strand on the sideline after he lost his battle in May with liver cancer. We had a picture of him behind our bench to keep that feeling of him always being with us. We will do our best to honor Nate all season.

"Roseau comes to town next week after they started the year with a nice win against Thief River Falls. We will need to heal up and be ready for another demanding game this week."

Bolgrean led Barnesville with 114 yards rushing on 24 carries and a score, while completing four of five passes for another 86 yards. Halverson tallied 112 yards rushing

on 15 carries with Ness adding 27 yards rushing on seven carries and two scores, adding one reception for 23 yards.

Jacob Strand added 24 yards rushing on four carries, with Zajac leading the team with three receptions for 63 yards.

Barnesville finished with 364 yards of total offense with 278 yards rushing and 86 passing, while the defense held the Rebels to 192 yards of total offense (126 rushing, 66 passing).

Halverson was a beast on the defensive side of the ball as he totaled nine tackles with three solo, three assisted and three on kicks, with one tackle for loss. Robideau added six tackles and an interception with Colin Morey netting seven tackles (four solo, two assisted, one on kicks).

Ness chipped in seven tackles with one solo, five assisted and one on kicks, while adding a tipped pass, with Bolgrean chipping in seven tackles with two solo.

Barnesville opens the season with a record of 1-0.

## Box Score

	1	2	3	4	
DGF	7	7	0	0	14
Bville	8	8	0	8	24

1st Quarter: B-Ness 4-yard run (Bolgrean Run); D-Macziewski 65-yard pass from Johnson (PAT Good)

2nd Quarter: B-Ness 1-yard run from Bredman (Halverson Run); D-Macziewski 7-yard run (PAT Good)

4th Quarter: B-Bolgrean 4-yard run (Thorkildson from Bolgrean)

## Individual Statistics

### Rushing:

DGF	NA
B	Bolgrean 24-114,
	Halverson 15-112, Ness 7-27, Strand 4-24, Klemm 1-1

### Passing:

DGF	NA
B	Bolgrean 4-5-0= 86

### Receiving:

DGF	NA
B	Zajac 3-63, Ness 1-23



Cameron Halverson carries the ball past a line of DGF defenders with backup from Aiden Kent.

[illegible]



		Defensive Stats vs. DGF										
	Name	solo Tackles +3	Assisted Tackles +1	Tackle for loss +2	Tipped pass +1	Fumble caused +4	Fumble recovery +3	Int +5	Sack +4	Blocked Kick +5	Tackle on Kick +3	Total Points
3	Major Ness	1	5		1						1	12
4	Jacob Strand											0
6	Gannon Bolgrean	2	5									11
9	Adam Branden		2		1							3
10	Connor Klemlin											0
11	Elias Cox		5									5
15	Tate Pauna											0
20	Brycen Christopherson											0
23	Brayden Dunham											0
25	Gage Smith											0
27	Jack Bredman											0
29	Brock Grabow											0
34	Eli Amundson											0
43	Cameron Halverson	3	3	1							3	23
51	Alex Dorton		2									2
52	Kash Tuel		1									1
53	Nick Robideau	4	2					1				19
54	Collin Morey	4	2								1	17
56	Collin Grommesch											0
57	Cody Mostue											0
58	Aiden Kent											0
59	Jack Martin											0
61	Charlie Haycraft											0
62	Landen Hartog											0
64	Wyatt Mostue											0
65	Owen Thorkildson											0
66	Brandon Braton											0
67	Brayden Stevens											0
70	Martin Dukek		1									1
71	Jackson Meyer											0
72	Alex Fronning											0
77	Carson Smith											0
80	Parker Strom											0
81	Luke Harbin											0
82	Brenden Thorkildson	1	2	1								7
83	Isaiah Zajac		1									1
84	Jack Maesse		1									1
89	Landon Dahl											0
2	Alden Bolgrean											0
5	Jaxon Berg											0
7	Ben Braton											0
8	Brandt Cox											0
12	Grady Field											0
14	Dominic Karsten											0
21	Ryker Graff											0
30	Tyler Hooker											0
44	Matt Jahr											0
49	Charlie Peterson											0
50	Brody Eickenbrock											0
53	Gus Brown											0
68	Mason Glynn											0
76	Dylan Steele											0
79	Logan Condon											0

# Ness, Strand Lead Trojans Over Roseau Rams 56-12

By Tracy Hinsz

The Barnesville Trojans opened up their home football season hosting Roseau. Major Ness and Jacob Strand tallied seven touchdowns combined as Barnesville rolled to a 56-12 victory.

Strand started the scoring in the first quarter with a five-yard touchdown run with Ness adding the two-point conversion for an 8-0 lead.

Ness would tally a three-yard scoring run with Colin Morey adding the two-point conversion that gave Barnesville a 16-0 lead after one quarter of play.

Ness was the man of quarter #2 netting a 45-yard touchdown run, eight-yard scoring run with Nick Robideau adding the two-point conversion and a 30-yard receiving touchdown off a Gannon Bolgrean pass to give Barnesville a 36-0 lead heading into the halftime break.

Strand would add the first two scores of the second half with the first on a 19-yard run with Strand finding Elias Cox for the two-point conversion pass. Strand's second touchdown was from 10 yards out that made the score 50-0.

Roseau would finally get on the scoreboard with a 54-yard touchdown run bringing quarter three to an end with the score 50-6.

The Trojans Brayden Dunham tallied a seven-yard touchdown run in the fourth quarter that made the score 56-6 with Roseau netting the last touchdown of the game on a Baron Muirhead two-yard run that made the final score 56-12.

"We came out strong and really played a great first half," said Coach Bryan Strand. "We were without leading rusher Cameron Halverson who we elected to keep out of the game with sore hamstrings giving him an extra week of rest before getting into some tougher games coming up.

"Stepping in for him was Jacob Strand and Connor Klemm who

both played very well. Connor is an outstanding blocker and Jacob had a great day running the ball, scoring three times and throwing a two-point conversion later in the game.

"Nick Robideau had a great half of ball before going down with a shoulder injury. He recorded 13 tackles all in the first half. I would expect him to play this week if he is able to. He is a very tough young man.

"Collin Morey also put in another great night on the offensive line. Overall, I was very pleased with our effort in the game. I felt we executed well and took care of business.

"Gannon Bolgrean was five for five passing and really is an elite passer. His vision and ability to keep plays going with his legs is spectacular.

"Our offensive line really opened up some holes tonight and when we passed gave Gannon plenty of time. Brenden Thorkildson, Jack Maesse, Cody Mostue, Aiden Kent, Owen Thorkildson, Nick Robideau and Collin Morey all played great. Kash Tuel and Carson Smith played very well on the defensive line as well tonight.

"In the second half we were able to play a lot of our younger guys and many of them really stepped up and played well. Our JV line moved the ball against their starters and they really got after it. Jackson Meyer, Carson Smith, Landen Hartog, Jack Martin, Martin Dukek, Parker Strom and many others came in and played lights out.

"Next up is Pelican Rapids who is sitting at 2-0 and really playing well. They are putting up a lot of points. They are a very well coached team who we will need a great week of practice to prepare for. Should be a great battle on Friday night."

Ness tallied six carries for 98 yards and three scores while adding four receptions for 96 yards and a score. Strand tallied 87 yards on six carries with three touchdowns,

while Bolgrean completed all five passes for 116 yards and a score.

Barnesville's record now stands at 2-0 on the season.

## Box Score

	1	2	3	4	
Roseau	0	0	6	6	12
Bville	16	20	14	6	56

## 1st Quarter

B-Strand 5-yard run (Ness Run)  
B-Ness 3-yard run (Morey Run)

## 2nd Quarter

B-Ness 45-yard run (Run Failed)  
B-Ness 8-yard run (Robideau Run)  
B-Ness 30-yard pass from Bolgrean (Pass Failed)

## 3rd Quarter

B-Strand 19-yard run (Cox Pass from Strand)  
B-Strand 10-yard run (Run Failed)  
R-Borowicz 54-yard run (Conversion Failed)

## 4th Quarter

B-Dunham 7-yard run (Run Failed)  
R-Muirhead 2-yard run (Conversion Failed)

## Individual Statistics

### Rushing:

R NA  
B Bolgrean 2-7, Ness 6-98, Strand 6-87, Klemm 4-23, Cox 3-40, Thorkildson 1-13, Dunham 2-10, Braton 3-5, Pauna 2-2, Field 1-1

### Passing:

R NA  
B Bolgrean 5-5-0= 116

### Receiving:

R NA  
B Zajac 1-20, Ness 4-96



Photos by Casey Ehlert

Trojans quarterback Gannon Bolgrean (#6) runs through the hands of the Rams defender with blocking help from teammates Major Ness (#3) and Kash Tuel (#52).



Running back Elias Cox protects the ball as he looks for the open slot.



[illegible]

		Defensive Stats vs. Roseau										
	Name	solo Tackles +3	Assisted Tackles +1	Tackle for loss +2	Tipped pass +1	Fumble caused +4	Fumble recovery +3	Int +5	Sack +4	Blocked Kick +5	Tackle on Kick +3	Total Points
3	Major Ness		1					1			1	9
4	Jacob Strand	1									1	6
6	Gannon Bolgrean	1	1					1				9
9	Adam Branden		1									1
10	Connor Klemin											0
11	Elias Cox											0
15	Tate Pauna	1	4								1	10
20	Brycen Christopherson											0
23	Brayden Dunham	3	1								2	16
25	Gage Smith											0
27	Jack Bredman											0
29	Brock Grabow		2									2
34	Eli Amundson											0
43	Cameron Halverson											0
51	Alex Dorton	1	4	1							1	12
52	Kash Tuel	2	2	1								10
53	Nick Robideau	4	9	2							3	34
54	Collin Morey	1	4								1	10
56	Collin Grommesch		2									2
57	Cody Mostue											0
58	Aiden Kent		1									1
59	Jack Martin	1	6									9
61	Charlie Haycraft		2									2
62	Landen Hartog											0
64	Wyatt Mostue											0
65	Owen Thorkildson		1	1								3
66	Brandon Braton											0
67	Brayden Stevens											0
70	Martin Dukek											0
71	Jackson Meyer											0
72	Alex Fronning											0
77	Carson Smith		1									1
80	Parker Strom	1	2	1					1			11
81	Luke Harbin	1										3
82	Brenden Thorkildson	1	3	2								10
83	Isaiah Zajac	2	1	1					1			13
84	Jack Maesse	1		1								5
89	Landon Dahl		2									2
2	Alden Bolgrean											0
5	Jaxon Berg											0
7	Ben Braton											0
8	Brandt Cox											0
12	Grady Field											0
14	Dominic Karsten											0
21	Ryker Graff											0
30	Tyler Hooker	1										3
44	Matt Jahr											0
49	Charlie Peterson											0
50	Brody Eickenbrock		1									1
53	Gus Brown											0
68	Mason Glynn											0
76	Dylan Steele											0
79	Logan Condon											0

# Trojans Net Five TDs In Victory Over Vikings

By Tracy Hinsz

Gannon Bolgrean had himself quite a night as he tallied five scores enroute to a 38-16 victory over Pelican Rapids.

Barnesville opened the game with the ball and went on a seven-play drive that covered 65 yards culminating with Bolgrean scoring from two yards out. He would add the two-point conversion for an 8-0 lead.

Bolgrean would net his second touchdown of the game in the second quarter rambling in from 20 yards out for a 14-0 Trojans lead.

The Trojans defense would force a turnover on downs and the offense would get rolling again with a 24-yard run from Bolgrean and a 43-yard run from Jacob Strand that moved the ball to the 20-yard line.

Bolgrean would get the first half, hat trick with a 15-yard scoring run. Connor Klemm would add the two-point conversion run that made the score 22-0.

Barnesville would force a punt on their next defensive possession to get the ball back to their offense, where they would slowly chip away yards down the field.

Bolgrean would go to the air for the next score hitting Jack Maesse for a 31-yard touchdown pass. Bolgrean would add the conversion run that made the score 30-0 Barnesville as both teams went into the halftime break.

The third quarter would see only one score starting after Pelican Rapids tallied interception, starting their drive on the seven-yard line.

They would tally a 93-yard, 14 play drive that ended in the endzone when Grady Larson found Channing Russman from five yards out. Larson would hit Treyvon Benson for the two-point conversion that made the score 30-8.

The Trojans would get the ball in great field position after an unsuccessful onside kick. Strand would gain 23 yards on the first play with Klemm netting a five-yard run and Major Ness an eight yard scamper to end the third quarter.

As the fourth quarter started, Bolgrean would find Strand for a 17-yard touchdown pass with Collin Morey netting the two-point conversion run that made the score 38-8.

The Vikings would find the end zone one more time before time expired as Larson hit Mark Kapenga for a 17-yard touchdown pass, while finding Benson for the conversion pass. Both teams would net one more scoreless possession as the final horn sounded on a 38-16 Trojans victory.

"We played another very physical team in Pelican Rapids," said Coach Bryan Strand. "Both teams played very hard. It was a fantastic game."

"Our ability to eat up the clock running the ball I felt was the biggest difference in the game. We came up with big plays when we needed to."

"Gannon Bolgrean was amazing tonight! He tallied 161 yards rushing with three scores, while adding two more touchdowns passing. Jacob Strand also had a nice game with 95 yards rushing on eight carries."

"Cameron Halverson saw his first action in a few weeks and unfortunately went down with a knee injury in the first quarter. He is a huge player for us. We hope his injury is not serious."

"This game was much closer than the score indicated. We have another tough game this week when we travel to Hawley for the Battle for the Paddle. They stumbled in week one but have played two really great games since. We will need a great week to heal and get ready for the Nuggets."

Bolgrean finished with three completions in five attempts for 51 yards and two touchdowns, with Strand adding two catches for 20 yards and a score and Maesse netting one catch for 31 yards and a touchdown.

Isaiah Zajac led the Trojans defense as he tallied eight tackles with two for loss and a sack, with Elias Cox adding six tackles and an interception.

Maesse chipped in four tackles,

two for loss and a sack with Morey netting nine tackles with one for loss and Ness tallying eight tackles and a tipped pass.

The Trojans finished the game with 438 yards of offense with 387 rushing and 51 passing, while the Vikings had 330 yards of offense with 304 passing and 26 rushing.

The Trojans record now stands at 3-0 on the season.

## Box Score

	1	2	3	4	
PR	0	0	8	8	16
Bville	8	22	0	8	38

1st Quarter: B-Bolgrean 2-yard run (Bolgrean Run)

2nd Quarter: B-Bolgrean 20-yard run (Run Failed); Bolgrean 15-yard run (Klemm Run); Maesse 31-yard pass from Bolgrean (Bolgrean Run)

3rd Quarter: P-Russman 5-yard pass from Larson (Benson pass from Larson)

4th Quarter: B-Strand 17-yard pass from Bolgrean (Morey Run)

P-Kapenga 17-yard pass from Larson (Benson pass from Larson)

## Individual Statistics

### Rushing:

P	NA	
B	Bolgrean	14-161,
	Halverson	4-23, Ness
	8-48, Strand	8-95, Klemm
	7-26, Cox	5-33,
	Dunham	1-0, Pauna
	1-1	

### Passing:

P	NA
B	Bolgrean 3-5-1= 51

### Receiving:

P	NA
B	Zajac 1-31, Strand 2-20





Ball carrier Connor Klemin (#10) shows his power and speed as he is able to outrun the defender. Teammate Cody Mostue (#57) keeps pace as he looks ahead for a block.



Defensive Stats vs. Pelican Rapids												
	Name	solo Tackles +3	Assisted Tackles +1	Tackle for loss +2	Tipped pass +1	Fumble caused +4	Fumble recovery +3	Int +5	Sack +4	Blocked Kick +5	Tackle on Kick +3	Total Points
3	Major Ness	4	4		1							17
4	Jacob Strand	2	2								1	11
6	Gannon Bolgrean	1										3
9	Adam Branden		2									2
10	Connor Klemin		1								1	4
11	Elias Cox	3	2					1			1	19
15	Tate Pauna											0
20	Brycen Christopherson											0
23	Brayden Dunham	2	1		2						1	12
25	Gage Smith											0
27	Jack Bredman											0
29	Brock Grabow											0
34	Eli Amundson											0
43	Cameron Halverson											0
51	Alex Dorton	2	2	1								10
52	Kash Tuel											0
54	Nick Robideau	2	2	1								10
55	Collin Morey	3	6	1								17
56	Collin Grommesch											0
57	Cody Mostue											0
58	Aiden Kent											0
59	Jack Martin	2										6
61	Charlie Haycraft											0
62	Landen Hartog											0
64	Wyatt Mostue											0
65	Owen Thorkildson											0
66	Brandon Braton											0
67	Brayden Stevens											0
70	Martin Dukek											0
71	Jackson Meyer											0
72	Alex Fronning											0
77	Carson Smith		2									2
80	Parker Strom											0
81	Luke Harbin											0
82	Brenden Thorkildson		1									1
83	Isaiah Zajac	3	5	2					1		3	31
84	Jack Maesse	3	1	2					1			18
89	Landon Dahl											0
2	Aiden Bolgrean											0
5	Jaxon Berg											0
7	Ben Braton											0
8	Brandt Cox											0
12	Grady Field											0
14	Dominic Karsten											0
21	Ryker Graff											0
30	Tyler Hooker											0
44	Matt Jahr											0
49	Charlie Peterson											0
50	Brody Eickenbrock											0
53	Gus Brown											0
68	Mason Glynn											0
76	Dylan Steele											0
79	Logan Condon											0



# Connor Klemin Tallies Three Scores As Barnesville Defeats Hawley 46-21

By Tracy Hinsz

The Barnesville Lady Trojans After a scoreless first quarter, the Barnesville Trojans got things rolling with a big second as Connor Klemin tallied two of his three total touchdowns, to help Barnesville cruise to a 46-21 road victory over the Hawley Nuggets to win the Battle for the Paddle Trophy.

Early in the second, Barnesville would break the scoreless tie as Klemin found the endzone on a three-yard run. Gannon Bolgrean would add the two-point conversion run for an 8-0 lead.

Bolgrean would add a three-yard scoring run for Barnesville's second touchdown of the game with Jack Maesse netting the conversion pass from Bolgrean for a 16-0 advantage.

The Nuggets would come right back and score their first touchdown of the game on a one-yard Noah Nelson run with the extra point good that cut the lead down to 16-7.

But the Trojans would tack on one more score with another Klemin three-yard run with Klemin adding the two-point conversion that made the score 24-7 Barnesville as both teams entered the halftime break.

Major Ness would explode for an 83-yard run to open the third quarter that broke the game open as Bolgrean added the conversion run for a 32-7 Barnesville lead.

Elias Cox would get in on the scoring action with a three-yard run of his own that made the score 38-7 after the conversion failed. The Nuggets would add their second touchdown of the game with Nelson's second scoring run covering two yards. The conversion failed that made the score 38-13 as the third quarter came to an end.

Klemin would get the hat trick to start the fourth quarter as he scored on a one-yard run, with Jacob Strand adding the two-point run for a 46-13 Trojans lead.

Hawley would have one more score before the final gun sounded as Brody Hadley found Charlie Steer for a three-yard touchdown pass. The pair would add the two-point conversion pass that made the final score Barnesville 46 Hawley 21.

"Hawley played a very good game tonight," said Coach Bryan Strand. "We were scoreless after the first quarter, but we were able to find the endzone three times in the second, to their one score."

"Leading 24-7 at the half, I just felt it was a good ole Barnesville vs Hawley football game. Lots of hits, big runs and excitement. They are obviously very well coached and did a lot of good things."

"We were able to move the ball all night on the ground and really didn't need to go to the air. We only passed three times on the night."

"I felt the offensive line for the most part played a solid game, and Major Ness, Gannon Bolgrean and Connor Klemin really shined tonight! Connor scored a career high three TD's and Major and Gannon both went over 100 yards rushing on the game."

"We got a lot of subs to play in the second half and they all played their hearts out. Always fun to see the young guys getting out there and the excitement in their eyes as they make plays."

"Moving forward, we have a game in Warroad on Thursday at 6:00, so we will be a bit short of time to prep. Number one thing is to clean up our mistakes and to get healthy."

"After Warroad, we have homecoming week vs Park Rapids. The season is going quickly."

We are happy to be 4-0 at this point, but we have improvements to make if we are going to make any sort of a push this year."

Ness led Barnesville with 151 yards rushing on nine carries and a score with Bolgrean adding 132 yards rushing on 13 carries and a touchdown while adding 39 yards passing on two completions.

Klemin tallied 39 yards rushing on nine carries with three touchdowns, adding one reception for seven yards, with Strand adding 33 yards rushing on nine carries, with one reception for 32 yards.

Brayden Dunham finished with seven total tackles with one for loss, with Collin Morey adding six tackles with one for loss and a sack. Isaiah Zajac finished with nine tackles, with Adam Branden netting six tackles and a tipped pass, while Elias Cox and Bryce Christopherson tallied interceptions.

Barnesville finished with 433 total yards of offense netting 394 yards rushing and 39 passing, while their defense held Hawley to 246 yards of offense with 109 yards on the ground and 137 through the air.

The Trojans record now stands at 4-0 on the season.

## Box Score

	1	2	3	4
Bville	0	24	14	8
Hawley	0	7	6	8

## 2nd Quarter

B-Klemin 3-yard run (Bolgrean Run)

B-Bolgrean 3-yard run (Maesse from Bolgrean)

H-Nelson 1-yard run (PAT Good)

B-Klemin 3-yard run (Klemin Run)

## 3rd Quarter

B-Ness 83-yard run (Bolgrean Run)

B-Cox 3-yard run (Run Failed)

H-Nelson 2-yard run (Conversion Failed)

## 4th Quarter

B-Klemin 1-yard run (Strand Run)

H-Steer 3-yard pass from Hadley (Steer from Hadley)

## Individual Statistics

### Rushing:

H	NA	
B	Bolgrean	24-114,
Halverson	15-112,	Ness 7-27,
Strand	4-24,	Klemin 1-1

### Passing:

H	NA
B	Bolgrean 4-5-0= 86

### Receiving:

H	NA
B	Zajac 3-63, Ness 1-23



Major Ness had an 83 yard run in the third quarter.



The Barnesville Trojans football team are still undefeated. The team won the Battle for Lee's Paddle against the Hawley Nuggets on Friday, September 20.





Defensive Stats vs. Hawley												
	Name	solo Tackles +3	Assisted Tackles +1	Tackle for loss +2	Tipped pass +1	Fumble caused +4	Fumble recovery +3	Int +5	Sack +4	Blocked Kick +5	Tackle on Kick +3	Total Points
3	Major Ness	1	1									4
4	Jacob Strand	1										3
6	Gannon Bolgrean	2	3		1							10
9	Adam Branden	2	3		1						1	13
10	Connor Klemin	1	2								2	11
11	Elias Cox	2						1				11
15	Tate Pauna	1										3
20	Brycen Christopherson							1				5
23	Brayden Dunham	4	1	1							2	21
25	Gage Smith											0
27	Jack Bredman		3									3
29	Brock Grabow	1										3
34	Eli Amundson											0
43	Cameron Halverson											0
51	Alex Dorton	2	2								1	11
52	Kash Tuel		2									2
53	Nick Robideau	2	4									10
54	Collin Morey	3	3	1					1			18
56	Collin Grommesch											0
57	Cody Mostue											0
58	Aiden Kent											0
59	Jack Martin		2								1	5
61	Charlie Haycraft											0
62	Landen Hartog		2									2
64	Wyatt Mostue											0
65	Owen Thorkildson											0
66	Brandon Braton											0
67	Brayden Stevens											0
70	Martin Dukek											0
71	Jackson Meyer		2									2
72	Alex Fronning											0
77	Carson Smith		2									2
80	Parker Strom											0
81	Luke Harbin											0
82	Brenden Thorkildson	1	1									4
83	Isaiah Zajac	3	5								1	17
84	Jack Maesse		3								1	6
89	Landon Dahl											0
2	Alden Bolgrean											0
5	Jaxon Berg											0
7	Ben Braton											0
8	Brandt Cox											0
12	Grady Field											0
14	Dominic Karsten											0
21	Ryker Graff											0
30	Tyler Hooker											0
44	Matt Jahr											0
49	Charlie Peterson											0
50	Brody Eickenbrock											0
53	Gus Brown											0
68	Mason Glynn											0
76	Dylan Steele											0
79	Logan Condon											0

# Trojans Go On The Road, Defeat Warroad 46-13

By Tracy Hinsz

Barnesville traveled north to Roseau to take on Warroad dressing only 33 players for the game. Players were sat for injuries or rest, but the train kept on rolling as the Trojans cruised to a 46-13 victory.

Major Ness opened the game with an 82-yard kickoff return for a touchdown. Cameron Halverson added the two-point conversion for an 8-0 lead.

Ness would score the second touchdown of the game with a 50-yard run to increase Barnesville's lead to 14-0.

Jack Bredman would get in on the action with Barnesville's third score of the first quarter as he raced in from 27 yards out. Jacob Strand would add the two-point conversion for a 22-0 lead after one quarter of play.

Strand would tally a touchdown run of nine yards to start the second quarter with Halverson netting the conversion run that made the score 30-0. Warroad would answer with a two-yard touchdown run and the extra point to cut into Barnesville's lead.

Halverson would end the first half with a 20-yard touchdown run with Nick Robideau adding the two-point conversion that made the score 38-7 at the halftime break.

The third quarter only saw one score as Warroad tallied a 65-yard scoring run. The kick failed making the score 38-13.

Barnesville would tally the only score of the fourth quarter as Connor Klemin ran in from three yards out with Gage Smith adding the two-point conversion run that made the final score 46-13.

"This game was really quick with a lot of good explosive plays," said Coach Bryan Strand. "The game started with an 82-yard kickoff return by Major Ness that kind of set the tone for the night.

"We only dressed 33 players since we left some freshman back home for their game. We also sat a couple players for injuries and rest. The players we brought with played very



Running back Jack Bredman heads for the endzone.

well. Warroad had a couple players they decided to sit out as well.

"Cameron Halverson was back tonight and averaged 17 yards per carry. Major had another fantastic game averaging 18 yards per carry along with his fantastic kickoff return.

"Connor Klemin keeps improving in the backfield, blocking and running exceptionally well. Jake Strand had his first start at quarterback and did a good job for a freshman.

"We hope to get Gannon Bolgrean back from a hamstring injury soon. He is a big part of what we do offensively.

"Next week we have Park Rapids for homecoming. This is always a busy week. They lost a close game to Hawley and sit with a 3-2 record. We should be able to get a good read on their team from the

Hawley game. They will spread us out a bit and give us different looks offensively. We will need to heal up here before the end of the year to get a good push going into the playoffs."

Ness led the team with 109 yards rushing and two touchdowns, adding one reception for 19 yards. Halverson added 68 yards rushing on four carries with a score.

Klemin tallied 63 yards rushing on six carries with a touchdown with Adam Brandon netting 27 yards rushing on two carries, while adding one reception for nine yards.

Strand tallied 14 yards rushing on four carries and a touchdown, while completing two passes for 28 yards in his first career start at quarterback. Tate Pauna tallied 22 yards rushing on two carries, with Brayden Dunham netting one rush for 19 yards, while Jack Bredman

took his only carry for a touchdown covering 16 yards.

Barnesville finished with 347 yards of total offense with 319 yards on the ground and 28 through the air, while Warroad tallied 209 yards of offense with 156 yards rushing and 53 passing.

Barnesville improves their record to 5-0 on the season.

#### Box Score

	1	2	3	4	
Bville	22	16	0	8	46
Warroad	0	7	6	0	13

#### 1st Quarter

B-Ness 83-yard Kickoff Return (Halverson Run)

B-Ness 50-yard Run (Run Failed)

B-Bredman 27-yard Run (Strand Run)

#### 2nd Quarter

B-Strand 9-yard Run (Halverson Run)

W-#21 2-yard Run (Kick Good)

B-Halverson 20-yard Run (Robideau Run)

#### 3rd Quarter

W-#21 65-yard Run (Kick Failed)

#### 4th Quarter

B-Klemin 3-yard Run (Smith Run)

#### Individual Statistics

##### Rushing:

W NA

B Halverson 4-68, Ness 6-90,

Strand 4-14, Klemin 6-63, Dunham

1-19, Brandon 2-27, Pauna 2-22,

Bredman 1-16

##### Passing:

W NA

B Strand 2-6-0= 28

##### Receiving:

W NA

B Ness 1-19, Brandon 1-9



The Trojans show their grit and hard work on defense. Brayden Dunham (#23) goes after the ball carrier as Collin Morey (#55) and Brenden Thorkildson (#82) close in on the action.



[illegible]

Defensive Stats vs. Warroad												
	Name	solo Tackles +3	Assisted Tackles +1	Tackle for loss +2	Tipped pass +1	Fumble caused +4	Fumble recovery +3	Int +5	Sack +4	Blocked Kick +5	Tackle on Kick +3	Total Points
3	Major Ness	2									1	9
4	Jacob Strand											0
6	Gannon Bolgrean											0
9	Adam Branden	1		1	1							6
10	Connor Klemin											0
11	Elias Cox											0
15	Tate Pauna	1	2							1		10
20	Brycen Christopherson											0
23	Brayden Dunham	1									1	6
25	Gage Smith											0
27	Jack Bredman				1							1
29	Brock Grabow											0
34	Eli Amundson											0
43	Cameron Halverson	3	2									11
51	Alex Dorton	2									2	12
52	Kash Tuel	1	1	1								6
53	Nick Robideau	3	2							1		16
54	Collin Morey	2	1									7
56	Collin Grommesch											0
57	Cody Mostue											0
58	Aiden Kent											0
59	Jack Martin	1	1									4
61	Charlie Haycraft	1										3
62	Landen Hartog											0
64	Wyatt Mostue											0
65	Owen Thorkildson											0
66	Brandon Braton											0
67	Brayden Stevens											0
70	Martin Dukek	2	2									8
71	Jackson Meyer		1									1
72	Alex Fronning	1										3
77	Carson Smith		2									2
80	Parker Strom	2										9
81	Luke Harbin										1	0
82	Brenden Thorkildson	2										6
83	Isaiah Zajac		2	1								4
84	Jack Maesse	1	2	1								7
89	Landon Dahl											0
2	Aiden Bolgrean											0
5	Jaxon Berg											0
7	Ben Braton											0
8	Brandt Cox											0
12	Grady Field											0
14	Dominic Karsten											0
21	Ryker Graff											0
30	Tyler Hooker											0
44	Matt Jahr											0
49	Charlie Peterson											0
50	Brody Eickenbrock											0
53	Gus Brown											0
68	Mason Glynn											0
76	Dylan Steele											0
79	Logan Condon											0

# Bolgrean, Halverson Lead Trojans Over Park Rapids

By Tracy Hinsz

The Barnesville Trojans were led by Gannon Bolgrean and Cameron Halverson who combined for 236 yards rushing and three scores as Barnesville defeated Park Rapids on Homecoming by the score of 32-12.

"We had a great game vs Park Rapids as two good teams battled each other in a very physical, but well played clean game," said Coach Bryan Strand. "We started off with the ball and marched it down 75 yards for the score. The drive was finished by Cameron Halverson who broke off a 47 yard scoring run to put us up 6-0.

Park Rapids would take their opening possession and go on a 16-play drive that would cover 62 yards. They would score on a Carter Hirt touchdown pass to Ryan Carroll. The PAT was blocked by Nick Robideau and the score was tied up 6-6 at the end of one.

We began our second drive of the night at the 31-yard line and would run four plays before the quarter ended. Highlight of the drive was when Gannon Bolgrean would hook up with Halverson on a 33-yard pass taking us from the 44-yard line all the way down to the 11.

Cameron would get the next run and take it to the one-yard line where Bolgrean would plunge it in for the touchdown that made the score 12-6.

On Park Rapid's first play in the 2nd quarter, they would fumble giving us the ball at the 26-yard line. Three plays later Jacob Strand would take it in from 10 yards out. Our conversion again failed making the score 18-6.

The Panthers next drive would cover 60 yards and was capped off with a Hirt score as he took it in from one yard out on a QB sneak. The PAT was not good making the score 18-12.

On our final possession of the 2nd quarter, we would move the ball from the 47-yard line all the way down to the four before running out of time.

We regrouped at half, fixed a few things and felt we played a solid second half. Park Rapids would get the kickoff and go from the 35-yard line all the way down to the 20 before being stopped on 4th and 10.

Our offense went out and marched the ball again as we used a nine-play drive that ended with a second Strand touchdown run, this time from 14 yards out. The conversion run was good by Halverson that made the score 26-12.

In the fourth quarter, we would stop them after only four plays and got the ball back at the 28-yard line. We would put together another nice drive of 10 plays that culminated in a Bolgrean seven-yard touchdown run. The conversion run was stopped just short of the end zone making the score 32-12. Our defense would force another stop to ice the game and net the hard-fought victory.

Robideau had an amazing game defensively netting seven solo tackles and nine assisted, adding a blocked kick. He was on a different level tonight.

Collin Morey played solid as well. Our defensive backs did a good job of limiting the big plays. We bent but didn't break often.

I am very proud of our team, going through the toughest part of our schedule and coming out of it 6-0 with Crookston and Frazee remaining. The next couple weeks we will try to get healthy and solidify ourselves on both sides of the ball. I am very pleased with the boys on how they have performed up to this point in the season."

Halverson finished the game with 157 yards rushing on 12 carries with one touchdown, while adding one reception for 33 yards. Bolgrean tallied 79 yards rushing on 12 carries with two scores while completing two passes for 57 yards.

Major Ness added 12 carries for 68 yards with Strand netting 32 yards on six carries with two scores, while Brenden Thorkildson grabbed

one reception for 24 yards.

Defensively, Robideau tallied 16 tackles with seven solo, while adding a tipped pass and a blocked kick, with Alex Dorton netting six tackles.

Jack Maesse added five tackles, one for loss and a fumble recovery with Morey netting eight tackles and Bolgrean chipping in four tackles and two tipped passes.

Barnesville finished with 390 yards of offense with 333 on the ground and 57 yards passing, while Park Rapids tallied 224 total yards of offense with 151 rushing and 73 passing.

Barnesville's record now stands at 6-0 on the season.

## Box Score

	1	2	3	4	
PR	6	6	0	0	12
Bville	6	12	8	6	32

## 1st Quarter

B-Halverson 47-yard run (Conversion Failed)

PR-Carroll 7-yard pass from Hirt (Kick blocked)

## 2nd Quarter

B-Bolgrean 1-yard run (Conversion Failed)

B-Strand 10-yard run (Conversion Failed)

PR-Hirt 1-Yard run (Kick Failed)

## 3rd Quarter

B-Strand 10-yard run (Halverson Run)

## 4th Quarter

B-Bolgrean 7-yard run (Run Failed)

## Individual Statistics

Rushing:

PR NA

B Bolgrean 12-79, Halverson 12-157, Ness 12-68, Strand 6-32, Klemm 1-(-3)

Passing:

PR NA


B Bolgrean 2-5-0= 57

Receiving:

PR NA

B Halverson 1-33, Thorkildson 1-24





With the backfield in motion and an offensive line of protection, quarterback Gannon Bolgrean hands off to Cameron Halverson (#43).

## **Football: Barnesville caps off homecoming with 32-12 Section 8AA win over Park Rapids**

The Panthers give the state's No. 1-rated Class AA team a challenge in the loss.



Quarterback Carter Hirt (2), shown being tackled in a game against Hawley in Week 5, rushed for 114 yards and a touchdown in Park Rapids' 32-12 loss to Barnesville on Friday, Oct. 4. Vance Carlson / Enterprise

**By Vance Carlson**

October 06, 2024 at 1:28 PM

Comments

Share

News reporting

**BARNESVILLE** – Both offenses for Barnesville and Park Rapids were able to move the ball consistently during a game between Section 8AA and Mid Northwest (HOL-North) football teams on Friday, Oct. 4.

The difference was Barnesville scored on five of its first six possessions while stopping the Panthers' offense on three potential scoring drives in the second half. That helped the seven-time defending Section 8AA champs celebrate homecoming with a 32-12 victory.

Park Rapids gave Barnesville (which has won 35 straight games against section opponents while going 50-2 in section play and 92-11 over the last nine seasons) a battle, trailing 18-12 at the half. The Trojans put the game away in the second half by scoring twice and stopping Park Rapids inside the Barnesville 30-yard line on all three of its possessions.

“There’s a reason why the Trojans are the No. 1 team in the state. They rarely make any mistakes, then they capitalize on any mistakes you make,” said Park Rapids head coach Jeremy Nordick. “I felt we were about three or four offensive plays away from swinging that game in our direction. We also had about five third downs on defense that we just couldn’t quite get the stop we needed.”



Barnesville took the opening kickoff and drove 75 yards in seven plays, capped off with Cameron Halverson’s 47-yard touchdown scamper. That gave the Trojans a 6-0 lead with 9:16 to play in the first quarter.

The Panthers countered with a 13-play, 62-yard drive to tie the game. Quarterback Carter Hirt opened the drive with an 18-yard run, an 8-yard carry on third-and-1 and a 4-yard rush on fourth-and-1 to the Barnesville 14. After a penalty for roughing the passer and a pass interference call that followed a holding penalty on the Panthers, Hirt hit Ryan Carroll on a 6-yard scoring route on fourth-and-goal for a 6-6 tie with 2:32 to go in the opening quarter.

Barnesville responded with a 10-play, 69-yard drive to reclaim the lead. Halverson’s 33-yard reception and 11-yard run set up a 1-yard quarterback plunge by Gannon Bolgrean as the Trojans led 12-6 with 9:17 remaining in the first half.

On Park Rapids’ next offensive play, Jack Maesse recovered a fumble as the Trojans took over at the 26. Three plays later, Jacob Strand scored on a 10-yard run as Barnesville led 18-6 at the 7:46 mark.

A 10-play, 60-yard drive helped the Panthers close the deficit to 18-12. Parker Hunter hauled in an 11-yard pass, Carroll caught a 3-yard pass on fourth-and-2 and Hirt rushed for 26 yards to reach the Barnesville 12. Hirt had carries of 5 and 6 yards before finishing the drive with a 1-yard TD run with 1:59 to play before the break.



Barnesville threatened to score before the half, but Halverson was stopped at the 4-yard line on a 21-yard run on the final play of the half. Brenden Thorkildson's 24-yard reception and Halverson's 11-yard run led to a first down at the Park Rapids 15 before a holding penalty pushed the ball back.

To open the second half, Park Rapids used a pass interference penalty and Jaydon Walen's 25-yard reception to march to the Trojans' 20, but lost possession on downs.

Barnesville responded with a nine-play, 80-yard scoring drive with 14-yard carries by Halverson and Major Ness, a pair of 8-yard gains by Ness, and a 9-yard run by Halverson setting up a 14-yard TD run by Strand. Halverson's conversion run made it 26-12 with 4:08 to play in the third quarter.

The Panthers responded with another scoring threat as Hirt rushed five times for 13 yards and hit Carroll on a 10-yard route. Walen's 9-yard carry and Aiden Maanum's 3-yard run led to a first down at the Barnesville 30, but Park Rapids lost possession at the 28.

A 10-play, 72-yard scoring drive by Barnesville sealed the win. Bolgrean's 19-yard carry, Halverson's 13-yard run, Ness' runs of 11 and 5 yards, Halverson's 9-yard carry and Bolgrean's 12-yard run set up a 7-yard TD run by Bolgrean. That score gave the Trojans a 32-12 lead with 4:54 to play.

Hunter's 18-yard carry and Walen's 9-yard reception drove the Panthers to the Barnesville 25, but the Trojans' defense held as that eight-play drive stalled at the 20.

Barnesville ran out the final 1:34 to improve to 6-0 on the season.

"At halftime we were excited about our position being down 18-12 and getting the ball to start the second half. We expected to score. Again, just a couple inches from making that play to tie the game," said Nordick. "If we could've scored there to make it 19-18, it's a whole different game. You can't dwell on it and need to learn from it. Congrats to the Trojan kids for making the plays when they needed to."

Hirt rushed 25 times for 114 yards and completed 7 of 19 passes for 72 yards with Walen catching two passes for 34 yards as the Panthers finished with 222 yards offensively. Hunter was in on 11 tackles, Andy Johanning made seven tackles, and Carroll and Landon Strasburg were in on six tackles each to lead Park Rapids' defense.

Barnesville (which opened the season by defeating Dilworth-Glyndon-Felton 24-14, Roseau 56-12, Pelican Rapids 38-16, Hawley 46-21 and Warroad 46-13) was led offensively by Halverson's 157 yards on 12 carries. Bolgrean rushed 12 times for 79 yards and completed 2 of 5 passes for 57 yards. Ness added 68 yards on 12 attempts for the 2022 state Class A champs and 2023 state Class AA runner-up. The Trojans finished with 390 yards offensively.

The Panthers return home for a 7 p.m. kickoff against Frazee in a battle of 3-3 teams on Friday, Oct. 11. Frazee lost to Staples-Motley (47-7), Hawley (42-7) and Pelican Rapids (45-7) while

defeating Crookston (41-16), Warroad (34-24) and Roseau (26-24) this season. This Section 8AA matchup will be Park Rapids' Senior Night and Parents Night as well as a Tackle Cancer game where buckets will be passed around at halftime for donations to raise money for cancer research.

"We are looking forward to getting back to work to prep for Frazee," said Nordick. "We are so very close to being the team we set out to be prior to the season. Getting better each week was the goal to see where we are at come playoff time."

Park Rapids 6 6 0 0...12

Barnesville 6 12 8 6...32

#### SCORING

B-Halverson 47 run (run failed)

PR-Carroll 6 pass from Hirt (kick blocked)

B-Bolgrean 1 run (run failed)

B-J. Strand 10 run (pass failed)

PR-Hirt 1 run (kick failed)

B-J. Strand 14 run (Halverson run)

B-Bolgrean 7 run (run failed)

#### OFFENSIVE STATISTICS

RUSHING. Park Rapids: Hirt 25-114, Hunter 1-18, Walen 3-13, Maanum 3-5. Barnesville: Halverson 12-157, Bolgrean 12-79, Ness 12-68, J. Strand 6-32.

PASSING. Park Rapids: Hirt 7-19-0 for 72 yards. Barnesville: Bolgrean 2-5-0 for 57 yards.

RECEIVING. Park Rapids: Carroll 3-19, Walen 2-34, Hunter 2-19. Barnesville: Halverson 1-33, Thorkildson 1-24.

KICKOFF RETURNS. Park Rapids Maanum 2-13, Walen 1-22, Schiller 1-5, Gartner 1-3.

#### PARK RAPIDS DEFENSIVE STATISTICS

TACKLES (solo-assists): Hunter 8-3, Johanning 6-1, Carroll 5-1, Strasburg 4-2, Schiller 5-0, Gartner 3-0, Miller 3-0, Maanum 1-0, Clark 1-0, Ravnaas 1-0, D. Johnson 0-1, Walen 0-1.

TACKLES FOR LOSS: Carroll 1.

Offensive Stats vs Park Rapids									
RUSHING	Attempts	Yards	Average per rush	fumbles	Touchdowns		GAME STATS	Projects	Opponent
Gannon Bolgreen	12	79	6.6		2		First Downe	19	15
Cameron Halverson	12	157	13.1		1		Rushing	17	0
Major Ness	12	68	5.7				Passing	2	4
Jacob Strand	6	32	5.3		2		Penalty		2
Connor Klermin	1	-3	-3.0				Rushing Yards	333	151
Elias Cox							Passing Yards	57	73
Brenden Thorkildsdon							Total Offense	390	224
Brayden Dunham							Turnovers		1
Adam Brandon							Penalties		
Ben Braton							Number	4	2
Tate Pauna							Yards penalized	45	20
Grady Field									
Gage Smith									
Brant Cox									
Jack Bredman									
Total yards	43	333	7.7		5				
Scoring	Touchdown	2pt Conv.	Xtra-pt	Field Goal	Safety	Total Points			
Major Ness						0			
Gannon Borgean	2					12			
Brenden Thorkildson						0			
Cameron Halverson	1	1				8			
Jacob Strand	2					12			
Nick Robideau						0			
Collin Morey						0			
Elias Cox						0			
Brayden Dunham						0			
Jack Maesee						0			
Connor Klermin						0			
Jack Bredman									
Gage Smith									
						32			
PASSING	Attempts	Completions	Yards	Average Per Pass	Touchdowns	Interceptions	Passing %		
Gannon Bolgreen	5	2	57	28.5			40.0%		
Connor Klermin									
Jacob Strand									
RECEIVING	Receptions	Yards	Avg. Per Catch	Touchdowns					
Isiah Zajac									
Major Ness									
Jack Maesee									
Jacob Strand									
Connor Klermin									
Adam Brandon									
Cameron Halverson	1	33	33.0						
Brenden Thorkildson	1	24	24.0						
			0						
KICKING	Type of Kick	Attempts	Yards	Avg. Per Kick	Xtr PT/FG	Attempts	Made	ATT	Made
Collin Morey	KO								
Jacob Strand	Punt								
Alex Dorton	KO								
Brayden Dunham	KO								
Brycen Christopherson	KO	1	40	40.0					
Luke Harbin	KO								
Jacob Strand	KO	6	171	34.2					
RETURNS	Punt Returns Yardage	KO Returns Yardage	# Punt Returns	# KO Returns	Total Return Yards	Touchdowns			
Major Ness		6		1	6				
Gannon Bolgreen									
Connor Klermin									
Jack Maesee		17		1	17				
Brayden Dunham									
Jacob Strand									
Nick Robideau		10		1	10				



Defensive Stats vs. Park Rapids												
	Name	solo Tackles +3	Assisted Tackles +1	Tackle for loss +2	Tipped pass +1	Fumble caused +4	Fumble recovery +3	Int +5	Sack +4	Blocked Kick +5	Tackle on Kick +3	Total Points
3	Major Ness	2	2									8
4	Jacob Strand											0
6	Gannon Bolgrean	2	2		2							10
9	Adam Branden	1	3									6
10	Connor Klemin	1	2									5
11	Elias Cox	2	1									7
15	Tate Pauna		2								2	8
20	Brycen Christopherson		1								1	4
23	Brayden Dunham		1									1
25	Gage Smith											0
27	Jack Bredman											0
29	Brock Grabow											0
34	Eli Amundson											0
43	Cameron Halverson	2	2									8
51	Alex Dorton	3									3	18
52	Kash Tuel	2	1									7
53	Nick Robideau	7	9		1					1		36
54	Collin Morey	1	7									10
56	Collin Grommesch											0
57	Cody Mostue											0
58	Alden Kent											0
59	Jack Martin											0
61	Charlie Haycraft											0
62	Landen Hartog											0
64	Wyatt Mostue											0
65	Owen Thorkildson											0
66	Brandon Braton											0
67	Brayden Stevens											0
70	Martin Dukek											0
71	Jackson Meyer											0
72	Alex Fronning											0
77	Carson Smith		3									3
80	Parker Strom											0
81	Luke Harbin											0
82	Brenden Thorkildson		2									2
83	Isaiah Zajac		1									1
84	Jack Maesse	2	2	1			1				1	16
89	Landon Dahl											0
2	Alden Bolgrean											0
5	Jaxon Berg											0
7	Ben Braton											0
8	Brandt Cox											0
12	Grady Field											0
14	Dominic Karsten											0
21	Ryker Graff											0
30	Tyler Hooker											0
44	Matt Jahr											0
48	Charlie Peterson											0
50	Brody Eickenbrock											0
53	Gus Brown											0
68	Mason Glynn											0
76	Dylan Steele											0
79	Logan Condon											0

# Barnesville Trojans Steam Roll Crookston 78-0

**By Tracy Hinsz**

Barnesville traveled to Crookston to take on a shorthanded and depleted Pirates football team and walked away with a convincing 78-0 victory.

"This was one of the strangest games I have seen," said Coach Bryan Strand. "In the first half we scored seven times on nine plays. For the game we ran the ball 12 times (5 TD's) and were 3 of 3 passing all for TD's. We ran a few more plays where we just knelt down at the end of the 3rd and 4th quarters that we do not count towards stats.

"We held a few players out of this game trying to get healthy before playoffs. Cameron Halverson, Collin Morey, Connor Klemm and Jackson Meyer all did not dress for the game.

"We traveled an extra 10 freshman tonight in case the game got carried away and they all played. We blocked a punt for a TD, returned a kickoff for a TD and had a pick early that gave us the ball at the eight-yard line.

"The team executed well and in a game like this, there is not much we can do. In the third and fourth quarters we told the kids if they break free to slide. In the fourth quarter it was our freshman out there vs their JV and a couple starters as they only dressed 20 guys for the game.

"We had many great performances tonight. Probably the best was Nick Robideau moving from guard to running back for the game. He carried the ball twice, both for TD's and then scored four, two-point conversions. He also recovered a blocked punt for a touchdown.

"We got out healthy, now we will prepare for Frazee on Wednesday night on a short week of practice.

We need to get healthy to make a good run here. I am excited to see what this team can do.

"After Wednesday we should get Crookston at home on Tuesday to start the playoffs and more than likely get Park Rapids the following Saturday."

The Trojans finished with 304 yards of total offense with 162 yards rushing and 143 passing, while the defense held the Pirates to four yards with 35 yards passing and -31 yards rushing.

Gannon Bolgrean finished 3-3 passing for 143 yards and three scores, while adding two carries for 31 yards and another score. Jacob Strand had one carry for 60 yards and a touchdown, while also adding a kickoff return touchdown, with Brayden Dunham netting two carries for 23 yards and a score.

Robideau had two carries for 10 yards and two touchdowns adding four two-point conversions and a blocked punt for a score, with Major Ness adding two receptions for 93 yards and two touchdowns, while Isaiah Zajac tallied one catch for 50 yards and a score.

Alex Dorton led the defensive stats with 14 tackles, with Robideau netting six tackles, four for loss, two sacks and a fumble recovery.

Zajac tallied seven tackles with three for loss and a sack, with Parker Strom adding five tackles, three for loss and 1 ½ sacks. Owen Thorkildson chipped in five tackles with two for loss, with Martin Dukek netting four tackles with three for loss, while Jack Maesse netted three tackles, with one for loss and a blocked kick.

Tate Pauna finished with five tackles, with Kash Tuel adding four tackles, two for loss and ½ a sack, while Jack Martin chipped in six tackles in the victory.

Barnesville improves their record to 7-0 on the season.

## Box Score

	1	2	3	4	
Bville	32	32	14	0	78
Crookston	0	0	0	0	0

## 1st Quarter

B-Robideau Recovery of a Blocked Punt (Ness Run)

B-Ness 31-yard Pass from Bolgrean (Robideau Run)

B-Zajac 50-yard Pass from Bolgrean (Robideau Run)

B-Robideau 8-yard Run (Bolgrean Run)

## 2nd Quarter

B-Robideau 2-yard Run (Robideau Pass from Bolgrean)

B-Ness 62-yard Pass from Bolgrean (Thorkildson Pass from Bolgrean)

B-Bolgrean 27-yard Run (Robideau Run)

B-Strand 60-yard Run (Cox Run)

## 3rd Quarter

B-Strand 79-yard Kick Off Return (Dunham Run)

B-Dunham 15-yard Run (Run Failed)

## Individual Statistics

Rushing:

C NA

B Bolgrean 2-31, Ness 1-9, Strand 1-60, Cox 2-18, Dunham 2-23, Brandon 1-8, Pauna 1-3, Robideau 2-10

Passing:

C Bolgrean 3-3-0= 143

Receiving:

C NA

B Ness 2-90, Zajac 1-50



PHOTO BY CASEY EHLERT

Barnesville's Major Ness (#3) is chased by a Crookston Pirate and his teammates as he runs down the sidelines after an interception..



Offensive Stats vs Crookston							GAME STATE		Trojans	Opponent
RUSHING	Attempts	Yards	Average per rush	fumbles	Touchdowns		First Downs		3	3
Gannon Bolgrean	2	31	15.5		1		Rushing		3	1
Cameron Halverson							Passing			2
Major Ness	1	9	9.0				Penalty			
Jacob Strand	1	60	60.0		1		Rushing Yards		162	41
Connor Klemm							Passing Yards		143	30
Elias Cox	2	18	9.0				Total Offense		305	-6
Brenden Thorkildson							Turnovers			1
Brayden Dunham	2	23	11.5		1		Penalties			
Adam Brandon	1	8	8.0				Number			5
Ben Breton							Yards penalized			50
Tate Pauha	1	3	3.0							
Grady Field										
Gage Smith										
Brant Cox										
Jack Bredman										
Nick Robideau	2	10	5.0		2					
Total yards	12	162	13.5		5					
Scoring	Touchdown	2pt Conv.	Xtra-pt	Field Goal	Safety	Total Points				
Major Ness	2	1				14				
Gannon Borgean	1	1				8				
Brenden Thorkildson		1				2				
Cameron Halverson						0				
Jacob Strand	2					12				
Nick Robideau	3	4				26				
Collin Morey						0				
Elias Cox		1				2				
Brayden Dunham	1	1				8				
Jack Maesse						0				
Connor Klemm						0				
Jack Bredman						0				
Gage Smith						0				
Isaiah Zajac	1					6				
						78				
PASSING	Attempts	Completions	Yards	Average Per Pass	Touchdowns	Interceptions	Passing %			
Gannon Bolgrean	3	3	143	47.7	3		100.0%			
Connor Klemm										
Jacob Strand										
RECEIVING	Receptions	Yards	Avg. Per Catch	Touchdowns						
Isaiah Zajac	1	50		1						
Major Ness	2	93		2						
Jack Maesse										
Jacob Strand										
Connor Klemm										
Adam Brandon										
Cameron Halverson										
Brenden Thorkildson										
								XTR Point		FG
			0							
KICKING	Type of Kick	Attempts	Yards	Avg. Per Kick	Xtr PT/FG	Attempts	Made	ATT	Made	
Collin Morey	KO									
Jacob Strand	Punt									
Alex Dorton	KO									
Brayden Dunham	KO									
Brycen Christopherson	KO	11	417	37.9						
Luke Harbin	KO									
Jacob Strand	KO									
RETURNS	Punt Returns Yardage	KO Returns Yardage	# Punt Returns	# KO Returns	Total Return Yards	Touchdowns				
Major Ness										
Gannon Bolgrean										
Connor Klemm										
Jack Maesse										
Brayden Dunham										
Jacob Strand		79		1	79	1				
Nick Robideau										

Defensive Stats vs. Crookston												
	Name	solo Tackles +3	Assisted Tackles +1	Tackle for loss +2	Tipped pass +1	Fumble caused +4	Fumble recovery +3	Int +5	Sack +4	Blocked Kick +5	Tackle on Kick +3	Total Points
3	Major Ness		1					1				6
4	Jacob Strand	1										3
6	Gannon Bolgrean											0
9	Adam Branden	1		1	1							6
10	Connor Klemin											0
11	Elias Cox		1	1								3
15	Tate Pauna	1	2									11
20	Brycen Christopherson		1		1						2	2
23	Brayden Dunham											0
25	Gage Smith	1										3
27	Jack Bredman											0
29	Brock Grabow											0
34	Eli Amundson											0
43	Cameron Halverson											0
51	Alex Dorton	5	4									34
52	Kash Tuel		4	2					0.5		5	10
53	Nick Robideau	2	4	4			1		2			29
54	Collin Morey											0
56	Collin Grommesch	1		1								5
57	Cody Mostue											0
58	Aiden Kent											0
59	Jack Martin	1	4									10
61	Charlie Haycraft										1	0
62	Landen Hartog											0
64	Wyatt Mostue											0
65	Owen Thorkildson	3	2	2								15
66	Brandon Braton		1									1
67	Brayden Stevens											0
70	Martin Dukek	2	2	3								14
71	Jackson Meyer											0
72	Alex Fronning											0
77	Carson Smith	1	3									6
80	Parker Strom		5	3					1.5			17
81	Luke Harbin											0
82	Brenden Thorkildson		1								1	4
83	Isaiah Zajac	2	2	3					1		1	21
84	Jack Maesse		3	1						1	1	13
89	Landon Dahl											0
2	Alden Bolgrean											0
5	Jaxon Berg											0
7	Ben Braton											0
8	Brandt Cox											0
12	Grady Field											0
14	Dominic Karsten											0
21	Ryker Graff											0
30	Tyler Hooker											0
44	Matt Jahr											0
49	Charlie Peterson	1	1	1								6
50	Brody Eickenbrock											0
53	Gus Brown											0
68	Mason Glynn											0
76	Dylan Steele											0
79	Logan Condon											0

# Major Ness Explodes For Four TDs In Frazee Victory

By Tracy Hinsz

The Barnesville Trojans exploded in the second half behind a four-touchdown game from Major Ness to defeat Frazee by the score of 44-12 to end the regular season with an 8-0 record.

Ness scored the first touchdown of the game on a 32-yard run in the first quarter that made the score 6-0 after the failed conversion attempt.

Frazee would tie the game in the second quarter when quarterback Ryan Vigen found Carter Sonnenberg for a 16-yard touchdown pass. The kick failed making the score 6-6 as both teams would go into the halftime break.

Ness would tally two touchdown runs in the third quarter with the first from 10-yards out. He would add the two-point conversion run for a 14-6 lead.

Ness would net his third touchdown on a 17-yard run with Gannon Bolgrean adding the two-point conversion run for a 22-6 lead after three quarters.

The Hornets would cut the lead to 22-12 after Cade Nagel raced in from nine yards out, but Jacob Strand would tally another Trojan touchdown as he scampered in from 31 yards out. Ness would net his second conversion run for a 30-12 lead.

Ness would tally his fourth score of the game with a four-yard run with Bolgrean netting another conversion run for a 38-12 advantage.

Strand would net his second touchdown of the game with a 14-yard run as the conversion failed making the score 44-12 which is how the game would end.

"We played a very lackluster first half, and Frazee did a great job of putting together long drives keeping the ball out of our hands," said Coach Bryan Strand. "I have to give a lot of credit to Frazee on how hard they played in that first half. They executed well and played very hard.

Not having Cameron Halverson and Brenden Thorkildson on the defensive side of the ball tonight was tough. Both are major impact

players.

We had another great game from Major Ness who truly took a huge step forward tonight. He ran very hard, blocked hard and had a good night defensively.

Jacob Strand also had a very nice game, scoring twice and set us up right away with a long kickoff return. He also added an interception that he returned 61 yards to the 4-yard line. For a freshman, he has really filled some holes for us this year. Our offensive line played well in the second half, and Gannon Bolgrean was solid at QB.

Our first drive of the night started after a long kickoff return and gave us the ball at the 40-yard line. On the fourth play of the game Major Ness would take it in from 32 yards out, but the conversion run by Nick Robideau was short giving us a 6-0 lead.

Frazee would put together a nice drive but get stopped at the 42-yard line where they had to punt. On our next possession we would move the ball before a fumble gave them the ball back at the 42-yard line.

The next drive for Frazee would go into the second quarter and on second and 12 from the 16-yard line, Ryan Vigen would hit Carter Sonnenberg for a 16-yard TD pass. The kick would fail with the score was now tied at six.

The half would be uneventful and neither team would find the endzone again leaving the score 6-6 at half.

At halftime we changed some things up, had a heart to heart about playing with passion and to quit arguing with each other. The boys responded very well.

We kicked off to start the third and after three plays forced a punt. The punt was blocked by Parker Strom and recovered by Isaiah Zajac, giving us the ball at the 21-yard line.

We would get our first drive of the second half started on the 21-yard line and in three plays find the endzone again with Major Ness taking it in from 10 yards out. The conversion run was good by Ness

making it 14-6.

We would again force a punt after three plays and after a great return by Gannon Bolgrean, we once again had great field position at the 29-yard line. Two runs by Ness would cover the 29 yards with the last being a 17-yard TD run. The conversion by Bolgrean was good and the score now was 22-6.

Frazee would begin their next possession at the 33-yard line and put together another good drive that would eat up the rest of the quarter. On the first play of the fourth quarter Cade Nagel took it in from nine yards out. The conversion failed making the score 22-12.

We would begin our first drive of the fourth quarter at the 39-yard line. On the third play from scrimmage, Jacob Strand broke free up the middle going 31 yards for the score. The conversion by Ness was good to increase our lead to 30-12.

On Frazee next possession, Jacob Strand intercepted the ball at the 35-yard line and returned all the way down the four. Ness would take it in for his fourth TD of the night on the first play. Bolgrean would take in the conversion run to make the score 38-12.

Frazee would fumble the next possession after four plays. We would start the drive at the 47-yard line. After a 13-yard run by Nick Robideau and a 20-yard run by Ness, Strand would take it in from 14 yards out for his second score of the night. The conversion failed putting the score at 44-12.

Barnesville would hold strong on the next possession and take over at the 46-yard line. After some good runs by the backups, we would get the ball to the one-yard line and kneel on it twice to end the game.

We now move onto the Section 8AA playoffs and hope to be close to full strength next week. We have Crookston at home Tuesday and then the winner of Frazee vs Park Rapids on Saturday at home at 2:00 p.m.

Pelican Rapids, Hawley, and Park Rapids are the other top seeds



in 8AA, all of which are playing very good football right now. It is going to be a dogfight to the end this year. It should be exciting."

Ness finished the game with 106 yards rushing on seven carries with four touchdowns and two, two-point conversions, with Strand adding 78 yards on five carries with two scores, while Bolgrean chipped in 57 yards rushing on 10 carries.

Alex Dorton was all over the field on defense and special teams as he totaled 15 tackles with five solo, eight assisted and two on kicks, with one for loss, one tipped pass and one fumble caused.

Collin Morey added nine tackles with one for loss, with Parker Strom netting six total tackles, a blocked kick and a fumble caused, while Isaiah Zajac tallied 11 total tackles.

Robideau finished the game with 12 tackles with one for loss, with Ness tallying five tackles, two for

loss. Jack Maesse chipped in seven tackles, one for loss, with Jack Martin netting six tackles and Bolgrean and Strand adding interceptions.

Barnesville finished with 303 yards of total offense, all rushing with Frazee netting 236 yards of offense with 152 yards rushing and 84 yards passing.

Barnesville finished the regular season with an 8-0 record. They will now move on into the Section 8AA playoffs with a home game slated for Tuesday, October 22 against Crookston.

#### Box Score

	1	2	3	4	
Frazee	0	6	0	6	12
Bville	6	0	16	22	44

#### 1st Quarter

B-Ness 32-yard run (Conversion Failed)

#### 2nd Quarter

F-Sonnenberg 16-yard pass from Vigen (Kick Failed)

#### 3rd Quarter

B-Ness 10-yard run (Ness Run)

B-Ness 17-yard run (Bolgrean Run)

#### 4th Quarter

F-Nagel 9-yard run (Pass Failed)

B-Strand 31-yard run (Ness Run)

B-Ness 4-yard run (Bolgrean Run)

B-Strand 14-yard run (Conversion Failed)

#### Individual Statistics

##### Rushing:

F NA

B Bolgrean 10-57, Ness 7-106, Strand 5-78, Cox 2-11, Dunham 1-20, Brandon 2-18, Robideau 1-13

##### Passing:

F NA

B Bolgrean 0-2-0= 0

##### Receiving:

F NA

B None

**PHOTO BY CASEY EHLERT**

Offensive Stats vs Frazee									
RUSHING	Attempts	Yards	Average per rush	fumbles	Touchdowns		GAME STATS	Trojans	Dapozero
Gannon Bolgrean	10	57	5.7	1			First Downs	10	11
Cameron Halverson							Rushing	10	8
Major Ness	7	106	15.1		4		Passing		3
Jacob Strand	5	78	15.6		2		Puntage		
Connor Klemm							Puntage		
Elias Cox	2	11	5.5				Rushing Yards	303	157
Brenden Thorkildsen							Passing Yards	0	84
Brayden Dunham	1	20	20.0				Total Offense	303	238
Adam Brandon	2	18	9.0				Turnovers	1	3
Ben Bratton							Penalties		
Tate Pauna							Number	8	2
Grady Field							Yards penalized	93	15
Gage Smith									
Brant Cox									
Jack Bradman									
Nick Robideau	1	13	13.0						
Total yards	28	303	10.8	1	6				
Scoring	Touchdown	2pt Conv.	Xtra-pt	Field Goal	Safety	Total Points			
Major Ness	4	2				28			
Gannon Borgean		2				4			
Brenden Thorkildsen						0			
Cameron Halverson						0			
Jacob Strand	2					12			
Nick Robideau						0			
Collin Morey						0			
Elias Cox						0			
Brayden Dunham						0			
Jack Maesee						0			
Connor Klemm						0			
Jack Bradman						0			
Gage Smith						0			
Isaiah Zajac						0			
						44			
PASSING	Attempts	Completions	Yards	Average Per Pass	Touchdowns	Interceptions	Passing %		
Gannon Bolgrean	2	0	0		0	0	0.0%		
Connor Klemm									
Jacob Strand									
RECEIVING	Receptions	Yards	Avg. Per Catch	Touchdowns					
Isaiah Zajac									
Major Ness									
Jack Maesee									
Jacob Strand									
Connor Klemm									
Adam Brandon									
Cameron Halverson									
Brenden Thorkildsen									
			0						
KICKING	Type of Kick	Attempts	Yards	Avg. Per Kick	Xtr PT/FG	Attempts	Made	ATT	Made
Collin Morey	KO								
Jacob Strand	Punt								
Alex Dorton	KO								
Brayden Dunham	KO								
Brycen Christopherson	KO	7	253	36.1					
Luke Harbin	KO								
Jacob Strand	KO								
RETURNS	Punt Returns Yardage	KO Returns Yardage	# Punt Returns	# KO Returns	Total Return Yards	Touchdowns			
Major Ness	20		2		20				
Gannon Bolgrean	19		1		19				
Connor Klemm									
Jack Maesee									
Brayden Dunham									
Jacob Strand		35		1	35				
Nick Robideau		9		1	9				

Defensive Stats vs. Frazee												
	Name	solo Tackles +3	Assisted Tackles +1	Tackle for loss +2	Tipped pass +1	Fumble caused +4	Fumble recovery +3	Int +5	Sack +4	Blocked Kick +5	Tackle on Kick +3	Total Points
3	Major Ness	3	2	2								15
4	Jacob Strand		1		1			1				7
6	Gannon Bolgrean	2	1					1				12
9	Adam Branden		2									2
10	Connor Klemin											0
11	Elias Cox		2		1							3
15	Tate Pauna		1								1	4
20	Brycen Christopherson											0
23	Brayden Dunham											0
25	Gage Smith											0
27	Jack Bredman											0
29	Brock Grabow											0
34	Eli Amundson											0
43	Cameron Halverson											0
51	Alex Dorton	5	8	1	1	1					2	36
52	Kash Tuel		6									6
53	Nick Robideau	2	10	1								18
54	Collin Morey	6	3	1								23
56	Collin Grommesch											0
57	Cody Mostue											0
58	Aiden Kent											0
59	Jack Martin	1	4								1	10
61	Charlie Haycraft											0
62	Landen Hartog											0
64	Wyatt Mostue											0
65	Owen Thorkildson		3				1					6
66	Brandon Braton											0
67	Brayden Stevens											0
70	Martin Dukek	1										3
71	Jackson Meyer											0
72	Alex Fronning											0
77	Carson Smith	1	5									8
80	Parker Strom	1	3			1				1	2	21
81	Luke Harbin											0
82	Brenden Thorkildson											0
83	Isaiah Zajac	2	5								2	17
84	Jack Maesse		6	1							1	11
89	Landon Dahl											0
2	Alden Bolgreen											0
5	Jaxon Berg											0
7	Ben Braton											0
8	Brandt Cox											0
12	Grady Field											0
14	Dominic Karsten											0
21	Ryker Graff											0
30	Tyler Hooker											0
44	Matt Jahr											0
49	Charlie Peterson											0
50	Brody Eickenbrock											0
53	Gus Brown											0
68	Mason Glynn											0
76	Dylan Steele											0
79	Logan Condon											0



# Trojans Steamroll Pirates In First Round Of Playoffs

By Tracy Hinsz

The Barnesville Trojans got huge games from Major Ness, Jacob Strand and Gannon Bolgrean as they opened up the 2024 MSHSL 8AA football playoffs with a convincing 60-8 victory at home over Crookston.

The Trojans opened up the scoring in the first quarter with a pair of Bolgrean touchdown runs. The first came from 40 yards out and the second from 20. Ness tallied the first two-point conversion for an 8-0 lead with Isaiah Zajac catching the second two-point conversion pass from Bolgrean for a 16-0 advantage after one quarter of play.

Strand got Barnesville on the scoreboard in the second quarter with a two-yard scoring run. The conversion pass failed making the score 22-0.

Ness would then race in from 34 yards out while he also added the two-point conversion run that made the score 30-0 Barnesville as both teams headed into the break.

On the first play of the second half, Ness would take his next carry 52 yards to the endzone for his second score of the game. Bolgrean would find Connor Klemmin for the two-point conversion pass to make the score 38-0.

Ness was not done as he tallied his third straight touchdown on a run that covered 79 yards with Klemmin adding the conversion run that made the score 46-0.

Klemmin would tally the last touchdown of the third quarter with a one-yard scoring run with the conversion not being successful to bring the quarter to an end with Barnesville leading 52-0.

The fourth quarter saw Strand tally his second score of the game as he raced in from 27 yards out. Strand would then find Brayden Dunham for the two-point conversion making the score 60-0.

Crookston would finally get on the scoreboard with a 32-

yard touchdown run from Teagen Lubinski. The two-point conversion run was good for a 60-8 score which is how the game would end.

"I felt we played a solid game with a lot of guys filling roles tonight," said Coach Bryan Strand. "We were without Cameron Halverson RB/LB, Nick Robideau G/LB, Brenden Thorkildson E/DE, Alex Dorton LB and Collin Morey only played limited time as he is recovering from an injury from last week.

The team we put out last night was a bit different than the last time we played Crookston a couple weeks ago. They were able to do some things and played very hard all night. I give credit to them for coming and putting up a fight. Accolades to Coach Nate Lubarski and his staff. Nate is a great coach and person.

We will have a short time to get ready for Frazee who is coming to town after beating Park Rapids last night in Park Rapids. We also just played them last week.

They were physical and did a lot of good things vs us last Wednesday. We went to halftime last week tied at six, before we were able to figure some stuff out in the 2nd half.

We need to get healthy as last night we had a few more guys get banged up. We are hoping to have everyone back for Saturday as everyone will be needed."

Ness finished the game with 192 yards rushing on seven carries with three scores, with Strand adding 128 yards rushing on eight carries and two scores. Bolgrean chipped in two touchdowns on eight carries for 62 yards as Barnesville tallied 466 yards of offense all on the ground on 33 carries.

Defensively, the Trojans held Crookston to 192 total yards with 167 yards rushing and 25 receiving.

Jack Maesse led the defense with 10 tackles, two for loss and a sack, with Zajac netting five

tackles, two for loss, two sacks and a tipped pass.

Parker Strom added nine tackles, two for loss and a sack with Jack Martin adding eight tackles and Carson Smith netting five tackles with one for loss. Klemmin chipped in six tackles with Dunham adding five in the Trojans victory.

Barnesville record now stands at 9-0 on the season. They will host #5 Frazee on Saturday, October 26 at 2pm in the Section 8AA Semi-Finals.

## Box Score

	1	2	3	4	
Crookston	0	6	0	6	08
Barnesville	16	14	22	8	60

## 1st Quarter

B-Bolgrean 40-yard run (Ness Run)

B-Bolgrean 20-yard run (Zajac pass from Bolgrean)

## 2nd Quarter

B-Strand 2-yard run (Pass Failed)

B-Ness 34-yard run (Ness Run)

## 3rd Quarter

B-Ness 52-yard run (Klemmin pass from Bolgrean)

B-Ness 79-yard run (Klemmin Run)

B-Klemmin 1-yard run (Conversion Failed)

## 4th Quarter

B-Strand 27-yard run (Dunham pass from Strand)

C-Teagen Lubinski 32-yard run (Conversion Run)

## Individual Statistics

### Rushing:

C NA

B Bolgrean 8-62, Ness 7-192, Strand 8-128, Klemmin 2-8, Cox 2-18, Dunham 2-12, Brandon 1-42, Braton 2-2, Pauna 1-2

### Passing:

C NA

B Bolgrean 0-0-0= 0

### Receiving:

C NA

B None



PHOTOS BY CASEY EHLERT

Trojans quarterback Gannon Bolgrean takes it himself as he runs the ball down field.



Jack Bredman makes the tackle to stop the play.





		Defensive Stats vs. Crookston/playoff										
	Name	solo Tackles +3	Assisted Tackles +1	Tackle for loss +2	Tipped pass +1	Fumble caused +4	Fumble recovery +3	Int +5	Sack +4	Blocked Kick +5	Tackle on Kick +3	Total Points
3	Major Ness	1	5									8
4	Jacob Strand	0	3				1				1	9
6	Gannon Bolgrean	2	3									9
9	Adam Branden											0
10	Connor Klemm	1	4								1	10
11	Elias Cox		2									2
15	Tate Pauna		2	1							1	7
20	Brycen Christopherson											0
23	Brayden Dunham	3	1								1	13
25	Gage Smith											0
27	Jack Bredman	2										6
29	Brock Grabow											0
34	Eli Amundson											0
43	Cameron Halverson											0
51	Alex Dorton											0
52	Kash Tuel											0
53	Nick Robideau											0
54	Collin Morey	1	6									9
56	Collin Grommesch											0
57	Cody Mostue											0
58	Aiden Kent		1									1
59	Jack Martin	3	4								1	16
61	Charlie Haycraft											0
62	Landen Hartog											0
64	Wyatt Mostue											0
65	Owen Thorkildson	1	2	1								7
66	Brandon Braton											0
67	Brayden Stevens											0
70	Martin Dukek											0
71	Jackson Meyer		1	1								3
72	Alex Fronning											0
77	Carson Smith	4	1	1								15
80	Parker Strom		7	2					1		2	21
81	Luke Harbin											0
82	Brenden Thorkildson											0
83	Isalah Zajac	1	3	2	1				2		1	22
84	Jack Maesse	1	6	2					1		3	26
89	Landon Dahl	1	3								1	9
2	Aiden Bolgrean											0
5	Jaxon Berg											0
7	Ben Braton		1									1
8	Brandt Cox											0
12	Grady Field											0
14	Dominic Karsten											0
21	Ryker Graff											0
30	Tyler Hooker											0
44	Matt Jahr											0
49	Charlie Peterson	1										3
50	Brody Eickenbrock											0
53	Gus Brown											0
68	Mason Glynn											0
76	Dylan Steele											0
79	Logan Condon											0

# Trojans Defeat Frazee, On To The Section Finals

By Tracy Hinsz

Gannon Bolgrean had a huge game propelling the Barnesville Trojans to an impressive 58-6 quarterfinal playoff victory over Frazee to move on to the Fargo Dome for the Section 8AA championship.

"From our game with them last Wednesday to now I was very impressed with our kids on how hard they worked to improve on their performance from last week," said Coach Bryan Strand.

"WOW what an effort on both sides of the ball. Last week they rushed for 153 yards and this week we held them to 53 yards and forced 3 turnovers. That was by far the best I have seen our defense play the entire year. They played with passion and an attitude that has been missing.

"Offensively we moved the ball well all night rushing for 416 yards and almost 10 yards per carry. Gannon Bolgrean and Major Ness were incredible, but the work that the offensive line did was great. They got on blocks, maintained the blocks and worked till the whistle.

"Very proud to be going back to the Section 8AA title game. We will be playing a very tough Hawley team with a great group of seniors. We played them way back in week four and a lot has changed for both teams since that time, so we need to have a fantastic week of practice to get ready for the game.

"I have tons of respect for what coach Peder Naatz and his staff are able to do each and every year. This is going to be a fantastic battle."

Coach Strand gave this recap of the game, "We took the opening kickoff off back to the 36-yard line after a short kick was fielded by Collin Morey who returned it 28 yards. Gannon Bolgrean took the first play into the endzone for the score with Major Ness running in the conversion.

"On Frazee's first play they tried to go to the air where Adam Brandon stepped in front of an Adam Vigen pass for the interception, giving us the ball at the 40-yard line. Eight plays later, Elias Cox would

take it in from four yards out. The conversion failed making the score 14-0.

"We would force a punt on the next possession after only three plays, starting our third drive at the 47-yard line. Two plays later Bolgrean would take it in from 20 yards out. The conversion run by Nick Robideau was good making the score 22-0.

"Our defense would force another three and out for Frazee giving us the ball at the 30-yard line. In the first quarter we held them to 5 yards rushing and 2 passing!

"The first play in the second quarter saw Ness find a crease and go 17 yards for the score. The conversion pass was good, and the score was now 30-0."

Frazee would get their best drive of the day next when they would go from the 38-yard line to the endzone in five plays capped off with a TD pass. The conversion failed and the score was now 30-6.

On the ensuing kickoff, the ball would roll down to the 15-yard line and just before it would roll out of bounds it was picked up by Bolgrean who would take it the distance of 85 yards for the score. Conversion by Robideau made the score 38-6.

Coach Strand continued, "We would pick up our second interception of the night on the next drive when on second and 10 from the 41-yard line, Brayden Dunham would step in front of a Vigen pass, giving us the ball back at the 39-yard line.

"Five plays later we would score when Connor Klemin would take it in from two-yard outs. The conversion run by Robideau was good making it 44-6 which is how the first half would end.

"In the second half Frazee would start with the ball and the defense held again and forced a punt after three plays. We would end up punting on 4th and 16, but a roughing the kicker call would give us the ball back. Four plays later, Ness would take it in from six yards out. The conversion run by Morey was good putting the score at 52-6.

"Our defense would hold again and we would go to the fourth quarter. With both teams having a majority of subs in the game by this time, sophomore running back Dunham would find the endzone for a five-yard TD run. The conversion failed making the score is 58-6 which is how the game would end.

"Again, I am very proud of the effort made by all of our players and coaches today. They worked hard for this one."

Bolgrean led Barnesville with 169 yards rushing on 12 carries and two scores, adding 34 yards passing and a kickoff return touchdown. Ness tallied 89 yards rushing and two scores with Klemin netting 50 yards rushing and a touchdown.

Jacob Strand tallied 41 yards rushing, 34 yards receiving and 33 yards passing, with Brandon netting 29 yards rushing and 33 yards receiving with Cox and Dunham adding touchdowns.

Robideau and Alex Dorton led the defense with Robideau netting eight tackles with two for loss and Dorton adding seven tackles.

Jack Maesse and Cox chipped in six tackles with one for loss, with Ness adding five tackles and a fumble caused.

Parker Strom had five tackles with one for loss, with Morey netting five tackles, one for loss and a tipped pass, while Branden tallied two interceptions and Dunham one.

The Trojans finished with 483 yards of total offense with 416 yards rushing and 67 yards passing, while the defense held Frazee to 119 yards of total offense with 53 rushing and 66 passing.

Barnesville now moves on to play Hawley at 5:30 p.m. on Friday, November 1 in the Fargo Dome for the Section 8AA championship.

## Box Score

	1	2	3	4	
Frazee	0	6	0	0	06
Barnesville	22	22	8	6	58

## 1st Quarter

B-Bolgrean 36-yard run (Ness Run)  
B-Cox 4-yard run (Run Failed)

B-Bolgrean 20-yard run (Robideau Run)

**2nd Quarter**

B-Ness 17-yard run (Ness Pass from Bolgrean)

F-Sonnenberg pass from Vigen (Run Failed)

B-Bolgrean 85-yard kickoff return (Conversion Failed)

B-Klemin 2-yard run (Robideau Run)

**3rd Quarter**

B-Ness 6-yard run (Morey Run)

**4th Quarter**

B-Dunham 5-yard run (Run Failed)

**Individual Statistics**

**Individual Statistics**

**Rushing:**

B Bolgrean 12-169, Ness 8-89, Strand 4-41, Klemin 5-50, Cox 4-27, Dunham 2-5, Brandon 5-29, Morey 1-6

**Passing:**

B Bolgrean 2-4-0= 34, Strand 2-2-0=33

**Receiving:**

B Strand 2-34, Brandon 2-33



**PHOTO BY CASEY EHLERT**

Alex Fronning (#72) looks to block for Major Ness (#3).



Offensive Stats vs Frazee - section game									
RUSHING	Attempts	Yards	Average per rush	fumbles	Touchdowns		GAME STATE	Trips	Opponent
Gannon Bolgrean	12	169	14.1	1	2		First Downs	18	7
Cameron Halverson							Rushing	18	3
Major Ness	8	89	11.1		2		Passing	2	2
Jacob Strand	4	41	10.3				Penalty		2
Connor Klemm	6	50	8.3		1		Rushing Yards	418	53
Elias Cox	4	27	6.8		1		Passing Yards	57	89
Brenden Thorkildsen							Total Offense	483	119
Brayden Dunham	2	5	2.5		1		Turnovers	1	0
Adam Brandon	5	29	5.8				Penalties		
Ben Braton							Number	6	2
Tate Pauna							Yards penalized	65	25
Grady Field									
Gage Smith									
Brant Cox									
Jack Bredman									
Nick Robideau									
Collin Morey	1	6	6.0						
Total yards	42	418	9.9	1	7				
Scoring	Touchdown	2pt Conv.	Xtra-pt	Field Goal	Safety	Total Points			
Major Ness	2	2				16			
Gannon Bolgrean	3					18			
Brenden Thorkildsen						0			
Cameron Halverson						0			
Jacob Strand						0			
Nick Robideau		2				4			
Collin Morey		1				2			
Elias Cox	1					6			
Brayden Dunham	1					6			
Jack Maesee						0			
Connor Klemm	1					6			
Jack Bredman						0			
Gage Smith						0			
Isiah Zajac						0			
						58			
PASSING	Attempts	Completions	Yards	Average Per Pass	Touchdowns	Interceptions	Passing %		
Gannon Bolgrean	4	2	34	17.0	0	0	50.0%		
Connor Klemm									
Jacob Strand	2	2	33	16.5					
RECEIVING	Receptions	Yards	Avg. Per Catch	Touchdowns					
Isiah Zajac									
Major Ness									
Jack Maesee									
Jacob Strand	2	34	17.0						
Connor Klemm									
Adam Brandon	2	33	16.5						
Cameron Halverson									
Brenden Thorkildsen									
			0						
KICKING	Type of Kick	Attempts	Yards	Avg. Per Kick	Xtr PT/FG	Attempts	Made	ATT	Made
Collin Morey	KO								
Jacob Strand	Punt								
Alex Dorton	KO								
Brayden Dunham	KO								
Bryon Christopherson	KO	8	329	36.6					
Luke Harbin	KO								
Jacob Strand	KO								
RETURNS	Punt Returns Yardage	KO Returns Yardage	# Punt Returns	# KO Returns	Total Return Yards	Touchdowns			
Major Ness	10		1		10				
Gannon Bolgrean		85		1	85	1			
Connor Klemm									
Jack Maesee									
Brayden Dunham									
Jacob Strand	7		1		7				
Nick Robideau									
Collin Morey		28		2	28				

Defensive Stats vs. Frazee/playoff												
	Name	solo Tackles +3	Assisted Tackles +1	Tackle for loss +2	Tipped pass +1	Fumble caused +4	Fumble recovery +3	Int +5	Sack +4	Blocked Kick +5	Tackle on Kick +3	Total Points
3	Major Ness	1	3			1					1	13
4	Jacob Strand	1									1	6
6	Gannon Bolgrean	2	1									7
9	Adam Branden		1					2				11
10	Connor Klemin	1										3
11	Elias Cox	2	3	1							1	14
15	Tate Pauna		1									1
20	Brycen Christopherson											0
23	Brayden Dunham				1			1				6
25	Gage Smith											0
27	Jack Bredman	2	1	1								9
29	Brock Grabow											0
34	Eli Amundson											0
43	Cameron Halverson		1	1								3
51	Alex Dorton	3	1								3	19
52	Kash Tuel	1	2	2								9
53	Nick Robideau	2	6	2								16
54	Collin Morey	1	4	1	1							10
56	Collin Grommesch											0
57	Cody Mostue											0
58	Aiden Kent											0
59	Jack Martin											0
61	Charlie Haycraft											0
62	Landen Hartog											0
64	Wyatt Mostue											0
65	Owen Thorkildson											0
66	Brandon Braton											0
67	Brayden Stevens											0
70	Martin Dukek	1		1								5
71	Jackson Meyer											0
72	Alex Fronning											0
77	Carson Smith		4									4
80	Parker Strom	2	2	1							1	13
81	Luke Harbin											0
82	Brenden Thorkildson	1	2									5
83	Isalah Zajac											0
84	Jack Maesse	3	2	1							1	16
89	Landon Dahl											0
2	Aiden Bolgrean											0
5	Jaxon Berg											0
7	Ben Braton											0
8	Brandt Cox											0
12	Grady Field											0
14	Dominic Karsten											0
21	Ryker Graff											0
30	Tyler Hooker											0
44	Matt Jahr											0
49	Charlie Peterson											0
50	Brody Eickenbrock											0
53	Gus Brown											0
68	Mason Glynn											0
76	Dylan Steele											0
79	Logan Condon											0

# Trojans Run Over Hawley, Win Section Championship

**By Tracy Hinsz**

The Barnesville Trojans secured their 9th straight Section Championship with a dominant run game as they defeated the Hawley Nuggets by the score of 46-22 to move on to MSHSL Class AA state football playoffs.

"The kids played a fantastic game!" said Coach Bryan Strand. We had a great week of practice and preparation and took that into the game. The kids played with a ton of confidence.

"We finally got Cameron Halverson back on both sides of the ball. He is a game changer. Major Ness was fantastic on both sides of the ball as well and ran the ball very hard.

"Gannon Bolgrean was having a great game until a knee injury sidelined him in the second half. We don't know right now the extent of the injury at this time but are hoping for the best.

"The offensive and defensive lines played great against a very good Hawley front. It was the good ole Barnesville vs. Hawley matchup that has been so good over the years.

"My assistants did such a good job of preparing the kids for this game and besides a play of two, were in the right spots all night.

"Hawley had a great group of seniors that played their hearts out. A lot of credit to them and Coach Naatz and his staff on a great game.

"Coach Trowbridge called an excellent game tonight putting our kids in the right places offensively. I can't say enough about what Phil does for our team."

Barnesville would get the opening kickoff and begin the game at the 43-yard line. On the first play Jacob Strand took the ball around the right edge and ran for 34 yards. Four plays later, Major Ness would score from eight yards out. The two-point conversion run by Cameron Halverson was good making the score 8-0.

Defensively, Barnesville would hold Hawley to two consecutive

three and outs, but neither team would score anymore in the 1st quarter.

Barnesville would start their first possession in the second quarter from the 34-yard line and march the field for their second score of the game. The key play was a Bolgrean 38-yard pass to Ness that took the ball to the one-yard line. Bolgrean would finish the drive with a one-yard scoring run. Halverson would add his second two-point conversion that made the score 16-0.

On the next possession for Hawley, Bolgrean would strike again quickly when he intercepted a Noah Nelson pass, broke a few tackles and raced into the endzone from 41-yards out. He would add the conversion run giving Barnesville a 24-0 lead that they took into the halftime break.

In the second half, Hawley would take the kickoff before turning it over on downs. Barnesville would go on a 10-play drive that was capped when Ness took it in from 28 yards out. The conversion run by Connor Klemin was good making the score 32-0.

The Nuggets next possession would find the endzone when Nelson would hit Levi Lemm for a 20-yard scoring pass. The conversion pass from Nelson to Zach Libak was good cutting the deficit to 32-8 as the third quarter came to a close.

The fourth quarter would see Barnesville find the endzone with their first drive when Halverson scored from one yard out. The conversion pass fell incomplete making the score 38-8.

Hawley would find the endzone quickly on their next drive by using a little trickery. Running back Lincoln Midthun would hook up with Libak for a 61-yard halfback TD pass. The conversion pass fell incomplete making the score 38-14.

Barnesville would have a miscue on a handoff on their next possession giving the ball back to Hawley at the 34-yard line. The Nuggets would find the endzone

again after a six-play drive, capped off by Nelson who would take it in from two-yards out. The conversion run by Midthun was good cutting the lead to sixteen at 38-22 and making things interesting down the stretch.

But, as great teams do, Barnesville would march down the field on their next possession and find the endzone one more time. Halverson would break free for a 29-yard touchdown run and add the two-point conversion run that made the score 46-22. Both teams would run out the clock securing Barnesville's ninth straight Section Championship trophy.

"Both teams played extremely hard and put forth their best effort all night," said Strand. It was an exciting game and a great win for our team."

Bolgrean had a fantastic night going until his injury as he tallied 91 yards rushing on 14 carries and a touchdown, while adding two completions for another 48 yards in passing and a defensive interception for a score.

Halverson had a great return to action game as he tallied 92 yards rushing on 14 carries and two scores, while adding seven tackles with one for loss on the defensive side of the ball.

Ness chipped in 81 yards rushing on nine carries with two touchdowns while adding one reception for 38 yards and netting five tackles and two tipped passes.

Klemin tallied 61 yards rushing on nine carries with Strand adding 55 yards rushing and Brendon Thorkildson netting one reception for 10 yards as Barnesville churned out 428 yards of total offense with 380 on the ground and 48 passing.

Defensively, the Trojans held Hawley to 248 total yards of offense with 187 passing and 61 rushing.

Parker Strom had a huge game leading the team in defensive points as he tallied six tackles with two for loss, two sacks and a fumble caused, while Isaiah Zajac countered with



five tackles with two for loss and two sacks.

Collin Morey had four tackles with two for a loss, with Jack Maesse adding five tackles and a fumble recovery, while Nick Robideau tallied six total tackles.

Barnesville improves their record to 11-0 on the season. They earned the #2 seed in the north half of the Class AA playoffs and will face #3 seed Staples-Motley on Thursday, November 7 at St. Cloud Tech High School at 7:00 p.m. in the state quarterfinals.

#### Box Score

	1	2	3	4	
Hawley	0	0	8	14	22
Barnesville	8	16	8	14	46

#### 1st Quarter

B-Ness 8-yard run (Halverson Run)

#### 2nd Quarter

B-Bolgrean 1-yard run (Halverson Run)

B-Bolgrean 41-yard interception return (Bolgrean Run)

#### 3rd Quarter

B-Ness 28-yard run (Klemin Run)

H-Lelm 20-yard pass from Nelson (Libak pass from Nelson)


#### 4th Quarter

B-Halverson 1-yard run (Pass Failed)

H-Libak 61-yard pass from Nelson (Pass Failed)

H-Nelson 2-yard run (Midthun Run)

B-Halverson 29-yard run (Halverson Run)



Barnesville quarterback Gannon Bolgrean mirrors the call from the official for a touchdown as the Trojans crossed the goal line during the section championship game against Hawley.



# **Barnesville continues perfect season with blowout of Hawley**

The Trojans ran for over 360 yards en route to winning the Section 8-2A championship



Barnesville team members celebrate their win over Hawley during the Minnesota Section 8 2A title game on Friday, Nov. 1, 2024, at the Fargodome. David Samson/The Forum

**By Drew Berg**

November 01, 2024 at 10:54 PM

[Comments](#)

[Share](#)

[News Reporting](#)

FARGO — The Barnesville Trojans defeated the Hawley Nuggets 46-22 to claim the Minnesota Section 8-2A championship on Friday at the Fargodome.

Led by a powerful triple option running attack, the Trojans had five different players with over 50 rushing yards.

Barnesville senior quarterback Gannon Bolgrean gave the Nuggets problems on both sides of the ball, accounting for 127 total yards and a touchdown on offense, plus a 39-yard interception returned for a touchdown on the defensive side.



Barnesville's Gannon Bolgrean scrambles for a big gain against Hawley during the Minnesota Section 8 2A title game on Friday, Nov.1, 2024, at the Fargodome. David Samson/The Forum

"It's pretty incredible," said Bolgrean about his performance, which was only one of a handful of great individual performances from the Trojans.

Barnesville came out the gate on fire with a 34-yard run on the first play of the game, and a trip to the end zone only a few plays later on a 8-yard TD run by junior running back Major Ness.

Hawley, in what would become a trend for the rest of the night, failed to respond on the next drive. The teams traded a handful of scoreless possessions until Bolgrean scored a 1-yard rushing touchdown early in the 2nd, which he then followed with his pick-six on Hawley's next offensive possession.

Going into halftime, Barnesville was up 24-0.



Hawley head coach Peder Naatz congratulates quarterback Noah Nelson on a fine season after the loss to Barnesville in the Minnesota Section 8 2A title game on Friday, Nov. 1, 2024, at the Fargodome. David Samson/The Forum

Hawley struggled mightily to move the ball the entire first half, gaining only 81 total yards. Noah Nelson especially struggled, going 7 of 16 while constantly having to avoid pressure from the Trojan defense.

Barnesville was more than ready to face a Hawley team that they had beaten 46-21 in the regular season said head coach Bryan Strand.

“Hawley is a huge rival for us, we know their coaches are always going to have them prepared... the coaches do a fantastic job and they have tough kids,” Strand said.

Hawley’s offense sputtered again to open the second half, and Barnesville followed by adding another touchdown on the ground to go up 32-0. On their next drive, Hawley’s offense started to click. Following a 39 yard scramble from Nelson, the senior quarterback found Levi Lem open in the end zone for Hawley’s first points of the day.

Barnesville responded with another touchdown on the ground to extend its lead to 38-8



Barnesville’s Nicholas Robideau hits Hawley’s Zach Libak along the sidelines during the Minnesota Section 8 2A title game on Friday, Nov.1, 2024, at the Fargodome. David Samson/The Forum

The teams traded a few possessions before Hawley found the end zone again on a 61 yard halfback pass from Lincoln Midthun to Zachariah Libak. Barnesville backup Jacob Strand was picked off on the next possession, which Hawley turned into another TD drive to make it a 16 point game.

Barnesville put the game away on the next drive with a 29-yard rushing touchdown by Cameron Halverson with only a couple minutes to go.

The Trojans showed they were prepared for Hawley from the moment they stepped onto the field, something that Coach Strand said the team had been aiming for all week.



Barnesville's Major Ness hauls in a reception against Hawley's Mark Schauer during the Minnesota Section 8 2A title game on Friday, Nov.1, 2024, at the Fargodome. David Samson/The Forum

"We worked really, really hard this week in practice," said Strand. "Our kids are just dialed in."

Barnesville's next opponent will be decided tomorrow, while the team tries to continue its undefeated season.

Barnesville - 8 16 8 14 46

Hawley - 0 0 8 14 22

Barnesville:

Bolgrean - 2/5, 49 yds, 1 INT; 12 att, 78 yds, 1 TD, 1 fum lost; 1 INT, 1 TD

Ness - 8 att, 76 yds, 2 TDs, 1 fum

Halverson - 14 att, 91 yds, 1 TD

Hawley:

Nelson - 12/28, 137 yds, 1 TD, 1 INT; 16 att, 45 yds, 1 TD

Lelm - 7 rec, 97 yds

Charles Steer - 2 INTs



Offensive Stats vs Hawley Section Championship									
RUSHING	Attempts	Yards	Average per rush	fumbles	Touchdowns		GAME STATS	Trojans	Opponent
Gannon Bolgrean	14	91	6.5	1	1		First Downs	16	6
Cameron Halverson	14	82	6.6		2		Rushing	18	3
Major Ness	9	81	9.0		2		Passing	2	4
Jacob Strand	7	55	7.9				Penalty	1	1
Connor Klemm	9	61	6.8				Rushing Yards	580	51
Elias Cox							Passing Yards	48	167
Brenden Thorildsdon							Total Offense	428	248
Brayden Dunham							Turnovers	4	2
Adam Brandon				1			Penalties		
Ben Bratton							Number	8	5
Tate Pouna							Yards penalized	45	25
Grady Field									
Gage Smith									
Brant Cox									
Jack Bredman									
Nick Robideau									
Collin Morey									
Total yards	53	380	7.2	2	5				
Scoring	Touchdown	2pt Conv.	Xtra-pt	Field Goal	Safety	Total Points			
Major Ness	2					12			
Gannon Bolgrean	2	1				14			
Brenden Thorildsdon						0			
Cameron Halverson	2	3				18			
Jacob Strand						0			
Nick Robideau						0			
Collin Morey						0			
Elias Cox						0			
Brayden Dunham						0			
Jack Maesee						0			
Connor Klemm		1				2			
Jack Bredman						0			
Gage Smith						0			
Isalah Zajac						0			
						46			
PASSING	Attempts	Completions	Yards	Average Per Pass	Touchdowns	Interceptions	Passing %		
Gannon Bolgrean	5	2	48	24.0	0	1	40.0%		
Connor Klemm									
Jacob Strand	1	0				1			
RECEIVING	Receptions	Yards	Avg. Per Catch	Touchdowns					
Isalah Zajac									
Major Ness	1	38	38.0						
Jack Maesee									
Jacob Strand									
Connor Klemm									
Adam Brandon									
Cameron Halverson									
Brenden Thorildsdon	1	10	10.0				XTR Point		FG
			0						
KICKING	Type of Kick	Attempts	Yards	Avg. Per Kick	Xtr PT/FG	Attempts	Made	ATT	Made
Collin Morey	KO								
Jacob Strand	Punt	1	28	28.0					
Alex Dorton	KO								
Brayden Dunham	KO								
Brycen Christopherson	KO	9	242	26.9					
Luke Harbin	KO								
Jacob Strand	KO								
RETURNS	Punt Returns Yardage	KO Returns Yardage	# Punt Returns	# KO Returns	Total Return Yards	Touchdowns			
Major Ness									
Gannon Bolgrean									
Connor Klemm									
Jack Maesee									
Brayden Dunham									
Jacob Strand									
Nick Robideau		20		2	20				
Collin Morey									

Defensive Stats vs. Hawley Section Final												
	Name	solo Tackles +3	Assisted Tackles +1	Tackle for loss +2	Tipped pass +1	Fumble caused +4	Fumble recovery +3	Int +5	Sack +4	Blocked Kick +5	Tackle on Kick +3	Total Points
3	Major Ness	2	2		2						1	13
4	Jacob Strand	1										3
6	Gannon Bolgrean		1					1				6
9	Adam Branden	2	1	1								9
10	Connor Klemin	1									1	6
11	Elias Cox											0
15	Tate Pauna											0
20	Brycen Christopherson											0
23	Brayden Dunham	1										3
25	Gage Smith											0
27	Jack Bredman				2							2
29	Brock Grabow											0
34	Eli Amundson											0
43	Cameron Halverson	6	1	1								21
51	Alex Dorton											0
52	Kash Tuel	1	4	1								9
53	Nick Robideau	2	4									10
54	Collin Morey	3	1	2								14
56	Collin Grommesch											0
57	Cody Mostue											0
58	Aiden Kent											0
59	Jack Martin	1									1	6
61	Charlie Haycraft											0
62	Landen Hartog											0
64	Wyatt Mostue											0
65	Owen Thorkildson											0
66	Brandon Braton											0
67	Brayden Stevens											0
70	Martin Dukek	1										3
71	Jackson Meyer											0
72	Alex Fronning											0
77	Carson Smith											0
80	Parker Strom	4		2		1			2		2	34
81	Luke Harbin											0
82	Brenden Thorkildson	1	2	1								7
83	Isaiah Zajac	3	2	2					2			23
84	Jack Maesse	1	3				1				1	12
89	Landon Dahl											0
2	Alden Bolgrean											0
5	Jaxon Berg											0
7	Ben Braton											0
8	Brandt Cox											0
12	Grady Field											0
14	Dominic Karsten											0
21	Ryker Graff											0
30	Tyler Hooker											0
44	Matt Jahr											0
49	Charlie Peterson											0
50	Brody Eickenbrock											0
53	Gus Brown											0
68	Mason Glynn											0
76	Dylan Steele											0
79	Logan Condon											0

## **Barnesville football cruising into state tournament**

The Trojans face off against Staples-Motley at 7 p.m. on Thursday, Nov. 8, at St. Cloud Tech High School.



Barnesville team members celebrate their win over Hawley during the Minnesota Section 8 2A title game on Friday, Nov. 1, 2024, at the Fargodome. David Samson/The Forum

**By Andrew Haugland**

Today at 7:00 AM

Comments

Share

News Reporting

FARGO — The Barnesville Trojans football team will open state tournament play with a full head of steam.

Barnesville topped rival Hawley 46-22 in the Section 8-2A championship last Friday at the Fargodome to move to 11-0 overall and advance to the Minnesota State High School League Class 2A quarterfinals.

The North No. 2-seeded Trojans open state tournament play against North No. 3 seed Staples-Motley at 7 p.m. on Thursday, Oct. 8, at St. Cloud Tech High School.

Since the 24-14 win over Dilworth-Glyndon-Felton in Week 1, Barnesville head coach Bryan Strand said his Trojan team has been steadily improving throughout the fall.

The Trojans have won all three playoff games this season by at least three touchdowns, a stat that came to fruition by design.

“Our goal is to always get better by November, because that’s when the important stuff starts,” Strand said.



Barnesville's Gannon Bolgrean scrambles for a big gain against Hawley during the Minnesota Section 8 2A title game on Friday, Nov.1, 2024, at the Fargodome. David Samson/The Forum

Defensively, the Trojans possess one of the stingiest systems opponents can face. Barnesville has given up only 136 points in 11 games, an average of 12.4 points per game.

Strand said his team is assigned defensive packets, created to help defenders identify opposing teams' offensive schemes. Players watch their opponents game film for up to an hour nightly.

"When it comes to (games), they've seen (the formations) a bunch of times and are quick to get to the ball," Strand said.



Barnesville's Isaiah Zajac and Brenden Thorkildson snare Hawley's Noah Nelson during the Minnesota Section 8 2A title game on Friday, Nov.1, 2024, at the Fargodome. David Samson/The Forum

The Trojans have 10 seniors on the team, including quarterback Gannon Bolgrean. Bolgrean totaled 78 rushing yards and 49 passing yards and a rushing score against Hawley. On defense, he had a 30-yard pick-six against the Nuggets.



Strand said that the group has taken great strides since serving on the practice squad as underclassmen.

In the Power-T formation, multiple Trojans have been major contributors on offense. Barnesville has outscored opponents 528-136.

Junior running back Major Ness averages 12 yards per carry and has 960 yards on 80 attempts this season. Jacob Strand sits at a 10.4 yards per carry and Cameron Halverson averages around 9 yards.

The Trojans had four turnovers — two fumbles and two interceptions — against Hawley in the section championship. Strand said eliminating the turnovers will be key in order to extend the season.



Barnesville's Major Ness hauls in a reception against Hawley's Mark Schauer during the Minnesota Section 8 2A title game on Friday, Nov.1, 2024, at the Fargodome. David Samson/The Forum

Last Friday, half the Fargodome was filled with fans in purple and white. Strand said the support the team receives from the Barnesville community year after year has been a difference-maker for the program.

"They're very supportive," Bryan Strand said. "It's a great football community."

On Thursday, the Trojans look to knock off a competitive Staples-Motley team. The Cardinals are 10-0 and coming off a 36-30 win over Osakis in the Section 6 title game.

"We need to play solid and can't turn the ball over," Bryan Strand said.



Barnesville's Jack Bredman defends a pass against Hawley's Mark Schauer during the Minnesota Section 8 2A title game on Friday, Nov. 1, 2024, at the Fargodome. David Samson/The Forum

The Trojans last faced off against Staples-Motley in October 2023 and won 56-0 on the road. The winner advances to the Class 2A semifinals on Thursday, Nov. 15 at U.S. Bank Stadium in Minneapolis.

"We need to control the clock," Bryan Strand said. "(Staples-Motley) does a lot of things really well."

# High School Football: No. 3 Cardinals draw challenge with No. 2 Barnesville

The Staples-Motley Cardinals will play the Barnesville Trojans in the Class 2A State Quarterfinals Thursday, Nov. 7, at St. Cloud Tech High School.



Staples-Motley's Benjamin Tyrrell carries against Osakis' Zachary Harlow during the Minnesota Section 6 2A title game on Friday, Nov. 1, 2024, at the Fargodome. David Samson/The Forum

By **Conrad Engstrom**

November 04, 2024 at 8:05 PM

Share

News Reporting

ST. CLOUD — The excitement of reaching the state tournament for the first time since 2004 still hasn't worn off for the Staples-Motley Cardinals.

In a rematch of last year's section final, S-M dispatched Osakis 36-30 in the Section 6-2A Final Friday, Nov. 1, at the Fargodome to continue its magical season

The Cardinals earned the No. 3 seed in the North for the Class 2A State Bracket and will play No. 2 seed Barnesville at 7 p.m. Thursday, Nov. 7, at St. Cloud Tech High School in the state quarterfinals.

"We were super, super excited to win that game," S-M head coach Drew Potter said. "There's just a lot of excitement. We had many people in our community go to the game and our crowd was so loud. There were so many emotions and being back in state for the first time in 20 years. I really feel like our guys are not just happy to be in state, but I

really think they want to play in US Bank Stadium. I don't think the situation will be too big for them and I think they're going to play well on Thursday."

In the north, Kimball received the top seed and will play No. 4 seed Moose Lake-Willow River at 7 p.m. Friday, Nov. 8, at Brainerd High School.

"I thought we would be playing Kimball," Potter said. "I thought Barnesville would be the No. 1 seed and Kimball the two and we'd be the three. I had film on all these teams and watched most of their games this year."

Barnesville and S-M are both undefeated headed into the state quarterfinal matchup. The Trojans won Section 8-2A with a 46-22 victory over Hawley. The game was played at the Fargodome right after the Cardinals' victory over Osakis.

Barnesville runs the Power-T offense, which was made popular in Minnesota by Elk River. The offense is designed to confuse the defense with tight formations, ball fakes and misdirection to gain big plays in the run.

It's an offense that will keep S-M's defense on its toes.

"It's a big challenge to face that offense and how they do things with their pulling and fakes," Potter said. "We will have to execute our game plan with disciplined aggression. We need to do our particular job and tackle the right guy and follow the pullers. Their offense is pretty high-powered. They move the ball well, so I think the key is not just to be disciplined, but also to match their aggression."

The Cardinals have a high-powered offense of their own. Quarterback Eli Rutten is one of the catalyzes and has thrown for 1,413 yards and 16 touchdowns on 97-137 passing with four interceptions in 10 games.





Staples-Motley's Colbe Tappe twists away from Osakis' Trenton VanNyhuis on a touchdown reception during the Minnesota Section 6 2A title game on Friday, Nov.1, 2024, at the Fargodome. David Samson/The Forum

Rutten's top target is Alex Schultz, who has caught 39 passes for 586 yards and seven touchdowns.

Ben Tyrrell leads the Cardinals in rushing with 793 yards and 11 touchdowns on 72 carries. He also caught 14 passes for 179 receiving yards.

Colbe Tappe isn't far behind with 634 rushing yards and nine touchdowns on 66 carries. He is the second-leading receiver for the Cardinals with 190 yards and three touchdowns on eight catches.

It was Tappe's 170 rushing yards and three touchdowns that led the Cardinal offense in the Section 6-2A Final.

Other top receivers for the Cardinals are Peyton Mithrun with 11 catches for 143 yards and two touchdowns and Turner Beachy with 11 catches for 137 yards and one touchdown.



Staples-Motley's Benjamin Tyrrell strips the ball away from Osakis' Trenton VanNyhuis during the Minnesota Section 6 2A title game on Friday, Nov.1, 2024, at the Fargodome. David Samson/The Forum

"We run a lot of different things and a lot of different plays out of a lot of different formations," Potter said. "We are then able to use each kid's particular strengths and weaknesses and match plays that hit their strengths. We have seven guys that have over 10 catches this year. We have four guys I think over 200 yards rushing. Four guys with at least eight touchdowns. If they try to take away one guy, it's nice that we can just go to another guy."

Defensively for the Cardinals, Luke Bjerga leads the team with 52 total tackles, including 23 solo tackles. He also has 7.5 tackles for loss and one fumble recovery.

Sawyer Ferdon is the sack leader for S-M with three. Conner Kuhns has collected two sacks and two interceptions to go with 22 tackles.

Tappe is also a force on defense as he ranks second on the team in tackles with 33.5. Noah Larson has recorded 26.5 total tackles and three fumble recoveries. Jacob Becker, Drake Dukowitz and Adrian Caldwell all have two fumble recoveries.

"Our focus has been pretty good," Potter said. "They've done a good job of going one game at a time this year and they know what's at stake here. I'm sure they are a little nervous, but I think they find a way to channel those nerves in and use them to their advantage."

Potter is in his third season as S-M's head coach. In his first season, SM went 0-9. Now he's 10-0 and in the state quarterfinals.

"It's a crazy story to be part of," Potter said. "That first year, we knew it was going to be a tough one. We went 0-9 and no one was really that upset about it with all the sophomores and freshmen we played. Last year, we went 8-2, which was kind of an unreal story that doesn't hardly ever happen. Then to come back this year and not have a letdown year, but to be 10-0, it's pretty surreal and it's going to be memories forever."

# C. Halverson Runs For 271 Yards; Trojans Fall In 2OT



PHOTO BY CASEY EHLERT

In the second overtime of the state quarter-final game, Connor Klemin (#10) makes an aerial attempt for the endzone. He is assisted by Cody Mostue (#57) and Jack Maesse (#84).

## By Tracy Hlnsz

Cameron Halverson had a career night netting 271 yards rushing on 24 carries and four touchdowns, but the Cardinals of Staples-Motley overcame a two-score deficit to force overtime where they would eventually win the game in double overtime by the score of 46-44.

"Heartbreaking end to a great season," said Coach Bryan Strand. "It was a season where we had key injuries throughout the year and the next guy just kept stepping up and playing hard.

"Losing Gannon Bolgrean last week in the section finals was a tough one. He is an amazing player on both sides of the ball and adds so much to our team.

"The boys played hard. We just couldn't come up with the big play at the right time to finish the game

off. Credit to Staples on a well-executed game plan and making more plays than we made.

"We are losing a great group of seniors. Guys that have worked their way up through the practice squads and special teams to be significant contributors on Friday nights. They are all going to be missed. Always hard to say goodbye to such great kids.

"Jacob Strand did a great job of stepping in last night as a freshman and played a great game. Cameron Halverson had his best varsity game to date running for 271 yards and four touchdowns on the night. Nick Robideau and Collin Morey were fantastic on both sides of the ball and Aiden Kent played a very nice game.

"The game started off with Staples wanting the football and

our defense was awesome, forcing a three and out. On the second play from scrimmage Halverson broke free for an 81-yard TD run. The conversion run by Major Ness was just short and the score was 6-0.

"Staples would get the ball after the kick and drive it all the way down to the 33-yard line, before a fourth and 18 pass fell incomplete. Our next possession started from the 33-yard line and in five plays we would cover 67 yards with Halverson netting his second TD of the night from 14 yards out. The conversion run by Halverson was also good making the score 14-0.

"The Cardinals would start their next drive at the 30-yard line and run nine plays before the quarter would run out. On the third play of the second quarter, they would score from six yards out. The conversion

run was good making the score 14-8.

"We would score our third touchdown of the game when Halverson broke free for a 55-yard TD run. He would add the conversion run to make the score 22-8.

"After the kickoff and a very good return by Staples, they would begin at the 50-yard line. Six plays later, Colbe Tappe would find the end zone on a four yard run. The conversion run failed putting the score at 22-14 which is how the half would end.

"We would begin the 3rd quarter with the ball and would start at the 35-yard line after the kick went out of bounds. After a couple of short runs, Jake Strand would find Jack Maesse for a nice completion taking us to the 46-yard line. After Connor Klemin had runs of four and five yards, we would face a 3rd and one. Unfortunately, we fumbled the snap and lost the ball. This was not the start to the second half we needed.

"Staples would take over at the 38-yard line and put together a nice 12 play drive that was capped off when Tappe again took it in from eight yards out. The conversion pass was good, tying the game at 22.

"A few possessions later, we would fumble again giving them the ball at the 26-yard line. But on the next play, Adam Brandon would get us our only turnover when he stepped in front of a Staples pass thrown by Eli Rutten giving us the ball back at the 17-yard line.

"A nice pass from Strand to Brenden Thorkildson of 21 yards would give us some space. Halverson would add runs of 11 and 28 yards taking us down to the one-yard line. Major Ness would take it in for the touchdown with the conversion pass from Strand to Jack Maesse connecting, making the score 30-22.

"However, we wouldn't hold onto the lead for long as Staples went to the air completing a pair of passes that were capped off when Rutten found Alex Schultz for a 50-yard TD. The conversion was good as Rutten found Tappe that tied the game at 30, which is how the game would end sending both teams into overtime.

"In the first OT we would go on defense first. On third and goal from the four, Tappe would take it in and the conversion pass from Rutten to Schultz was good making the score 38-30.

"On our possession, Halverson would net four yards on first down followed up by a four-yard run by Nick Robideau. Halverson would score his fourth touchdown of the game, taking it in from two yards out. The conversion run by Robideau was good tying the game at 38.

"In this second overtime, we would start with the ball and on first down Strand would take a keep around the right side and then completely change direction cutting across traffic to score the TD. The conversion run was deemed to be no good, which we strongly disagree as the video clearly shows Klemin crossing the endzone putting the score at 44-38.

"Staples would get the ball next and score a TD on their first play when Tappe broke free making the score 44-44. The conversion run by Rutten was good giving Staples the win by the score of 46-44.

"This was a great game. We have a lot to be proud of, but it was not how we wanted it to end."

Barnesville finished the game with 417 yards of offense with 368 yards rushing and 49 yards passing.

Ness tallied 47 yards rushing on nine carries with Klemin adding 28 yards on eight carries, while Strand

chipped in 18 yards on nine carries with Robideau tallying one carry for four yards.

Strand added two completions for 36 yards, with Klemin netting one for 13 yards, while Jack Maesse grabbed two catches for 28 yards with Brendon Thorkildson adding one catch for 21 yards.

Defensively, Robideau finished his last game as a Trojan with 10 tackles including one for loss, with Maesse adding eight tackles with two for loss to finish his high school football career.

Collin Morey added seven tackles, with one for loss with Jack Bredman netting seven tackles as they walked off the field for the last time. Adam Branden tallied three tackles, two tipped passes and a beautiful toe drag interception, with Brycen Christopherson adding four tackles.

Barnesville's season comes to a close with an overall record of 11-1.

#### Box Score

	1	2	3	4	OT	2OT
F						
Staples/Motley	0	14	8	8	8	8
46						
Barnesville	14	8	0	8	8	6
44						

#### 1st Quarter

B-Halverson 81-yard run (Run Failed)

b-Halverson 14-yard run (Halverson Run)

#### 2nd Quarter

S-Tappe 6-yard run (Schultz Pass from Rutten)

B-Halverson 55-yard run (Halverson Run)

S-Tappe 4-yard run (Run Failed)

#### 3rd Quarter

S-Tappe 8-yard run (Schultz Pass from Rutten)

#### 4th Quarter

B-Ness 1-yard run (Maesse Pass from Strand)

S-Schultz 50-yard pass from Rutten (Tappe Pass from Rutten)

#### OT

S-Tappe 4-yard run (Schultz Pass from Rutten)

B-Halverson 2-yard run (Robideau Run)

#### 2OT

B-Strand 10-yard run (Run Failed)

S-Tappe 10-yard run (Rutten Run)

#### Individual Statistics

##### Rushing:

S NA

B Halverson 24-271, Ness 9-47, Strand 9-18, Klemin 8-28, Robideau 1-4

##### Passing:

S NA

B Strand 2-4-0=36, Klemin 1-2-0=13

##### Receiving:

S NA

B Maesse 2-28, Thorkildson 1-21



Offensive Stats vs Staples-Motley State Quarterfinals									
RUSHING	Attempts	Yards	Average per rush	fumbles	Touchdowns		GAME STATS	Trojans	Opponent
Gannon Bolgrean							First Downs	16	10
Cameron Halverson	24	271	11.3		4		Rushing	10	4
Major Ness	9	47	5.2		1		Passing	3	11
Jacob Strand	9	18	2.0	2	1		Penalty	2	1
Connor Klemm	8	28	3.5				Rushing Yards	368	245
Elias Cox							Passing Yards	46	134
Brenden Thorkildsen							Total Offense	417	380
Brayden Dunham							Turnovers	2	1
Adam Brandon							Penalties		
Ben Braton							Number	2	8
Tate Pauna							Yards penalized	20	55
Grady Field									
Gage Smith									
Brant Cox									
Jack Bredman									
Nick Robideau	1	4							
Collin Morey									
Total yards	51	368	7.2	2	6				
Scoring	Touchdown	2pt Conv.	Xtra-pt	Field Goal	Safety	Total Points			
Major Ness	1					6			
Gannon Borgeen						0			
Brenden Thorkildsen						0			
Cameron Halverson	4	2				28			
Jacob Strand	1					6			
Nick Robideau		1				2			
Collin Morey						0			
Elias Cox						0			
Brayden Dunham						0			
Jack Maesse		1				2			
Connor Klemm						0			
Jack Bredman						0			
Gage Smith						0			
Isalah Zajac						0			
						44			
PASSING	Attempts	Completions	Yards	Average Per Pass	Touchdowns	Interceptions	Passing %		
Gannon Bolgrean									
Connor Klemm	2	1	13	13.0			50.0%		
Jacob Strand	4	2	36	18.0			50.0%		
RECEIVING	Receptions	Yards	Avg. Per Catch	Touchdowns					
Isalah Zajac									
Major Ness									
Jack Maesse	2	28							
Jacob Strand									
Connor Klemm									
Adam Brandon									
Cameron Halverson									
Brenden Thorkildsen	1	21	21.0				XTR Point	FG	
			0						
KICKING	Type of Kick	Attempts	Yards	Avg. Per Kick	Xtr PT/FG	Attempts	Made	ATT	Made
Collin Morey	KO								
Jacob Strand	Punt	2	64	32.0					
Alex Dorton	KO								
Brayden Dunham	KO								
Brycen Christopherson	KO	5	142	28.4					
Luke Harbin	KO								
Jacob Strand	KO								
RETURNS	Punt Returns Yardage	KO Returns Yardage	# Punt Returns	# KO Returns	Total Return Yards	Touchdowns			
Major Ness	13	51	1	2	51				
Gannon Bolgrean									
Connor Klemm									
Jack Maesse									
Brayden Dunham									
Jacob Strand									
Nick Robideau									
Collin Morey									

Defensive Stats vs. Staples-Motley State Quarterfinal												
	Name	solo Tackles +3	Assisted Tackles +1	Tackle for loss +2	Tipped pass +1	Fumble caused +4	Fumble recovery +3	Int +5	Sack +4	Blocked Kick +5	Tackle on Kick +3	Total Points
3	Major Ness	2	2		1							9
4	Jacob Strand											0
6	Gannon Bolgrean											0
9	Adam Branden	2	1		2			1				14
10	Connor Klemin											0
11	Elias Cox	3										9
15	Tate Pauna		2								2	8
20	Brycen Christopherson	1	1								2	10
23	Brayden Dunham	1			1							4
25	Gage Smith											0
27	Jack Bredman	6	1									19
29	Brock Grabow											0
34	Eli Amundson											0
43	Cameron Halverson	1	4									7
51	Alex Dorton		1								1	4
52	Kash Tuel		1									1
53	Nick Robideau	5	5	1								22
54	Collin Morey	5	2	1								19
56	Collin Grommesch											0
57	Cody Mostue											0
58	Aiden Kent											0
59	Jack Martin		1								1	4
61	Charlie Haycraft											0
62	Landen Hartog											0
64	Wyatt Mostue											0
65	Owen Thorkildson											0
66	Brandon Braton											0
67	Brayden Stevens											0
70	Martin Dukek											0
71	Jackson Meyer											0
72	Alex Fronning											0
77	Carson Smith		1									1
80	Parker Strom	1	1									4
81	Luke Harbin											0
82	Brenden Thorkildson	1	2	1								7
83	Isalah Zajac											0
84	Jack Maesse	5	2	2							1	24
89	Landon Dahl											0
2	Aiden Bolgrean											0
5	Jaxon Berg											0
7	Ben Braton											0
8	Brandt Cox											0
12	Grady Field											0
14	Dominic Karsten											0
21	Ryker Graff											0
30	Tyler Hooker											0
44	Matt Jahr											0
49	Charlie Peterson											0
50	Brody Elckenbrock											0
53	Gus Brown											0
68	Mason Glynn											0
76	Dylan Steele											0
79	Logan Condon											0

Offensive Stats vs Season							GAME STATS	Trojans	Opponent
RUSHING	Attempts	Yards	Average per rush	fumbles	Touchdowns				
Gannon Bolgrean	111	903	8.1	4	13		First Downe	176	119
Cameron Halverson	73	723	9.9	0	8		Rushing	151	53
Major Ness	89	1006	11.3	0	20		Passing	16	54
Jacob Strand	71	665	9.4	3	12		Penalty	9	12
Connor Klemin	53	303	5.7	1	6		Rushing Yards	4099	1314
Elias Cox	20	165	8.3	0	2		Passing Yards	684	1290
Brenden Thorkildsdon	1	13	13.0	0	0		Total Offense	4783	2604
Brayden Dunham	13	92	7.1	0	2		Turnovers	14	18
Adam Brandon	12	129	10.8	1	0		Penalties		
Ben Braton	5	7	1.4	0	0		Number	56	60
Tate Pauna	8	38	4.8	1	0		Yards penalized	507	545
Grady Field	1	1	1.0	0	0				
Gage Smith	1	5	5.0	0	0				
Brant Cox	1	0	0.0	1	0				
Jack Bredman	1	16	16.0	0	1				
Nick Robideau	4	27	6.8	0	3				
Collin Morey	1	6	6.0	0	0				
Total yards	465	4099	8.8	11	67				
Scoring	Touchdown	2pt Conv.	Xtra-pt	Field Goal	Safety	Total Points			
Major Ness	23	8	0	0	0	154			
Gannon Borgean	15	9	0	0	0	108			
Brenden Thorkildson	0	2	0	0	0	4			
Cameron Halverson	8	9	0	0	0	66			
Jacob Strand	14	2	0	0	0	88			
Nick Robideau	3	9	0	0	0	36			
Collin Morey	0	3	0	0	0	6			
Elias Cox	2	2	0	0	0	16			
Brayden Dunham	3	2	0	0	0	22			
Jack Maesse	1	2	0	0	0	10			
Connor Klemin	6	5	0	0	0	46			
Jack Bredman	1	0	0	0	0	6			
Gage Smith	0	1	0	0	0	2			
Isaiah Zajac	1	1	0	0	0	8			
							572		
PASSING	Attempts	Completions	Yards	Average Per Pass	Touchdowns	Interceptions	Passing %		
Gannon Bolgrean	38	23	574	25.0	6	2	60.5%		
Connor Klemin	2	1	13	13.0	0	0	50.0%		
Jacob Strand	13	6	97	16.2	0	1	46.2%		
RECEIVING	Receptions	Yards	Avg. Per Catch	Touchdowns					
Isaiah Zajac	5	133	26.6	1					
Major Ness	9	269	29.9	3					
Jack Maesse	3	59	19.7	1					
Jacob Strand	5	86	17.2	1					
Connor Klemin	1	7	7.0	0					
Adam Brandon	3	42	14.0	0					
Cameron Halverson	1	33	33.0	0				XTR Point	FG
Brenden Thorkildsdon	3	55	18.3	0					






		Defensive Stats vs Season Stats										
	Name	solo Tackles +3	Assisted Tackles +1	Tackle for loss +2	Tipped pass +1	Fumble caused +4	Fumble recovery +3	Int +5	Sack +4	Blocked Kick +5	Tackle on Kick +3	Total Points
3	Major Ness	19	28	2	5	1	0	2	0	0	5	123
4	Jacob Strand	7	6	0	1	0	1	1	0	0	4	48
6	Gannon Bolgrean	14	17	0	3	0	0	3	0	0	0	77
9	Adam Branden	9	16	3	6	0	0	3	0	0	1	73
10	Connor Klemin	5	9	0	0	0	0	0	0	0	5	39
11	Elias Cox	12	16	2	1	0	0	2	0	0	2	73
15	Tate Pauna	4	16	1	0	0	0	0	0	1	9	62
20	Brycen Christopherson	1	3	0	1	0	0	1	0	0	3	21
23	Brayden Dunham	15	5	1	4	0	0	1	0	0	7	82
25	Gage Smith	1	0	0	0	0	0	0	0	0	0	3
27	Jack Bredman	10	5	1	3	0	0	0	0	0	0	40
29	Brock Grabow	1	2	0	0	0	0	0	0	0	0	5
34	Eli Amundson	0	0	0	0	0	0	0	0	0	0	0
43	Cameron Halverson	15	13	3	0	0	0	0	0	0	3	73
51	Alex Dorton	23	24	3	1	1	0	0	0	0	18	158
52	Kash Tuel	7	24	7	0	0	0	0	0.5	0	0	61
54	Nick Robideau	35	57	11	1	0	1	1	2	2	3	220
55	Collin Morey	30	39	7	1	0	0	0	1	0	2	154
56	Collin Grommesch	1	2	1	0	0	0	0	0	0	0	7
57	Cody Mostue	0	0	0	0	0	0	0	0	0	0	0
58	Aiden Kent	0	2	0	0	0	0	0	0	0	0	2
59	Jack Martin	10	22	0	0	0	0	0	0	0	6	70
61	Charlie Haycraft	1	2	0	0	0	0	0	0	0	0	5
62	Landen Hartog	0	2	0	0	0	0	0	0	0	0	2
64	Wyatt Mostue	0	0	0	0	0	0	0	0	0	0	0
65	Owen Thorkildson	4	8	4	0	0	1	0	0	0	0	31
66	Brandon Braton	0	1	0	0	0	0	0	0	0	0	1
67	Brayden Stevens	0	0	0	0	0	0	0	0	0	0	0
70	Martin Dukek	7	5	4	0	0	0	0	0	0	0	34
71	Jackson Meyer	0	4	1	0	0	0	0	0	0	0	6
72	Alex Fronning	1	0	0	0	0	0	0	0	0	0	3
77	Carson Smith	6	24	1	0	0	0	0	0	0	0	44
80	Parker Strom	11	20	9	0	2	0	0	5.5	1	8	130
81	Luke Harbin	1	0	0	0	0	0	0	0	0	0	3
82	Brenden Thorkildson	8	16	5	0	0	0	0	0	0	1	53
83	Isaiah Zajac	16	27	11	1	0	0	0	7	0	8	150
84	Jack Maesse	17	31	12	0	0	2	0	2	1	10	155
89	Landon Dahl	1	5	0	0	0	0	0	0	0	1	11
2	Alden Bolgrean	0	0	0	0	0	0	0	0	0	0	0
5	Jaxon Berg	0	0	0	0	0	0	0	0	0	0	0
7	Ben Braton	0	1	0	0	0	0	0	0	0	0	1
8	Brandt Cox	0	0	0	0	0	0	0	0	0	0	0
12	Grady Field	0	0	0	0	0	0	0	0	0	0	0
14	Dominic Karsten	0	0	0	0	0	0	0	0	0	0	0
21	Fyker Graff	0	0	0	0	0	0	0	0	0	0	0
30	Tyler Hooker	1	0	0	0	0	0	0	0	0	0	3
44	Matt Jahr	0	0	0	0	0	0	0	0	0	0	0
49	Charlie Peterson	2	1	1	0	0	0	0	0	0	0	9
50	Brody Eickenbrock	0	1	0	0	0	0	0	0	0	0	1
53	Gus Brown	0	0	0	0	0	0	0	0	0	0	0
68	Mason Glynn	0	0	0	0	0	0	0	0	0	0	0
76	Dylan Steele	0	0	0	0	0	0	0	0	0	0	0
79	Logan Condon	0	0	0	0	0	0	0	0	0	0	0

All District	Barnesville	Pelican	Hawley	Park Rapids	Frazee	Warroad	Roseau	Crookston
	Gannon Bolgrean	Treyvon Benson	Blake Dauner	Ryan Carroll	Cade Nagel	Cody Kvamlov	Jordan Borowicz, SO RB/LB	Teagen Lubinski, SR QB/CB
	Nick Robideau	Channing Russman	Blake Bigger	Parker Hunter	Asher Blaine	Conner Lund		
	Collin Morey	Jack Kapenga	Noah Nelson	D'Andre Johnson				
	Major Ness	Grady Larson	Levi Leim					
	Jack Maesse	Willem Pesch						
	Jacob Strand							
All District Honorable Mention								
	Barnesville	Pelican	Hawley	Park Rapids	Frazee	Warroad	Roseau	Crookston
	Brenden Thorkildson	Mark Kapenga	Jack Ames	Kaleb Weaver	Adam Vigen	Liam Grover	Landon Baumgartner, JR OL/DL	Rylan Lubarski, SR RB/CB
	Kash Tuel	Ethan Isaman	Zach Libak	Aiden Maanum	Jack Graham	Zach Rose	Jake Borowicz, SR RB/LB	
	Aiden Kent	Austin Kleinschmidt	Jaxon Schenck	Jaydon Walen				
	Isalah Zajac		Liam Pederson					
Position Awards	Barnesville	Pelican	Hawley	Park Rapids	Frazee	Warroad	Roseau	Crookston
Defensive Lineman				Ryan Carroll #8				
Defensive Back		Ethan Isaman #0						
Line Backer	Nick Robideau #54		Blake Dauner #66					
Offensive Line								
Offensive Receiver		Treyvon Benson #3						
Offensive Running Back	Major Ness #3							
Offensive Quarter Back	Gannon Bolgrean #6		Noah Nelson #7					
Specials							Jordan Borowicz, SO #35	
MVP (aligns to a individual position winner)								
Head Coach	Gannon Bolgrean							
Assistant Coach	Bryan Strand							
							Todd Wenstloff	

All Academic 3, 7 or higher									
Barnesville	Pelican	Hawley	Park Rapids	Frazee	Warroad	Roseau	Crookston		
Jack Maesse	Treyvon Benson	Tristan Lilleby	Ben Rowe	Jack Graham	Parker Moes	Tucker Kvien	Rylan Lubarski		
Gannon Bolgreaan	Jack Bergquist	Liam Pederson	Cooper Ackerman	Asher Blaine	Liam Grover	Austin Baumgartner	Tate Hamme		
Nick Robideau	Austin Kleinschmidt	Jaxon Schenck	Kaden Gartner	Kaleb Kessler	Brady Fast	Jordan Borowicz			
Brenden Thorkildson	Willem Pesch	Charlie Steer	Carter Hirt	Noah Mekelson	Conner Lien	Owen Cummings			
Jack Bredman	Channing Russman	Colton Klages	Corbin Schiller	Mason Mickelson	Sam Hard				
Cameron Halverson	Maclain Hovland	Dawson Kratzky	Tyler Crisinger	Cade Nagel	Carter Jensen				
Cody Mostue	Izack Nava	Dillon Hoekstra	D/Andre Johnson	Cash Osterman	Cody Kvarnlov				
Elias Cox	Miguel Torres	Matthew Crompton	Henry Johnson	Adam Vigen	Luke Billingsley				
Landon Hartog	Isaac Bergren	Tucker Anderson	Aiden Maanum	Will Anderson					
Connor Klemm	Edwin Escobar		Landon Strasburg	Brody Norris					
Alex Fronning	Bricker Haugrud								
Eli Amundson	Ethan Isaman								
Owen Thorkildson	Grady Larson								
	Tate Marich								
	Calvin Norton								
	Brody Peterson								
	Andon Roisum								
	Roscoe Stubbs								
	Maddyx Vondra								







Minnesota Football Coaches Association  
2024 All-State Academic Football Team  
Class AA

The Class AA, All-State Academic Football Team for 2024 has been named. The players selected have exhibited excellence in the classroom, in leadership opportunities within their schools and communities, and on the football field. On a scale where 4.00 equals a straight "A" grade point average, this team's average was 3.95.

Players selected to the Class AA, All-State Academic Team are:

Cody Kvarnlov	Warroad
Camden Visnovec	Aitkin
Thomas Liepold	Jackson County Central
Gannon Bolgrean	Barnesville
Wyatt Birr	Maple River
Jacob Grandgenett	Blue Earth Area
Zade Baker	Mesabi East
Bryce Ferguson	Barnum
Evan Rydberg	Crosby-Ironton
Kaden Imdieke	Pillager
Max Geislinger	Eden Valley-Watkins
Carter Cady	Lewiston-Altura
Hank Meyer	Kimball Area
Aidan Schlaak	NRHEG
Jacob Cornell	Dover-Eyota

Those players nominated, but not making the team are:

Luke Severson	Crosby-Ironton
Eli Gilbertson	Barnum
Logan Maas-Hansen	Medford
Alden Dobberstein	NRHEG
Hayden Sampson	Mesabi East
Cooper Crandall	International Falls
Keegan Kuball	WEM
Brody Holicky	WEM

**Academic All-State GOLD Award = 3.26 - 4.00 Team GPA**

**Academic All-State SILVER Award = 3.00 - 3.25 Team GPA**

MINNESOTA - CLASS 2A			
High School	Class	Team GPA	Head Coach Name
<b>GOLD</b>			
<i>Randolph</i>	2A	3.43	<i>Mike Schmidt</i>
St. Clair/Loyola	2A	3.41	Dustin Bosshart
Saint Agnes	2A	3.37	Sam Thompson
International Falls	2A	3.33	Sethen Ettestad
Redwood Valley	2A	3.32	Matt Lundeen
Kimball Area	2A	3.31	Clay Anderson
Maple River	2A	3.31	Dusty Drager
NRHEG	2A	3.29	Marc Kruger
Warroad	2A	3.29	Brandon Barker
Barnesville	2A	3.28	Bryan Strand
Pillager	2A	3.26	Paul Clark
<b>SILVER</b>			
Lewiston-Altura	2A	3.24	Brent Olson
Chatfield	2A	3.23	Jeff Johnson
Barnum	2A	3.20	Robert Minkinen
Medford	2A	3.20	Jerome Johannes
Sibley East	2A	3.17	Alan Halverson
Caledonia	2A	3.16	Carl Fruechte
Eden Valley-Watkins	2A	3.12	Adam Tri
Lake Crystal Wellcome Memorial	2A	3.11	Kevin Hagge
Paynesville	2A	3.11	Tim Pattrin
Waterville-Elysian-Morristown	2A	3.05	Sam Stier



## 2024 Minnesota High School Football All-State Team

NAME	POSITION	SCHOOL
Chase Evink	RB/LB	Hancock
Elijah Johnson	RB	Fairmont
Kevon Johnson	RB	Robbinsdale Armstrong
Isaac Johnson	RB/LB	St. Paul Highland Park
Zach Welch	RB/LB	Anoka
Hudson Vosika	RB/DB	BOLD
Grant Tylutki	OLB/WR	Rocori
Kaleb Weikel	LB	Andover
Henry Bethel	QB/FS	Fergus Falls
Trevor Smith	QB/S	Tracy-Milroy-Balaton
Jonah Ask	QB	Farmington
Keegan Kuball	OL/DL	Waterville-Elysian-Morristown
Chase Thompson	QB	Alexandria
Colin Hansen	OT/DE	Byron
Isaiah Wright	RB/DB	Fertile-Beltrami
Jacob Wrbanek	LB	Maple Grove
Owen Chervestad	QB/S	Red Lake County Central
Sam Shaughnessy	QB	Blaine
Frank McAninch	LB	Mankato West
Camden Hungerholt	QB/DB	LeRoy-Ostrander
Hank Meyer	OL/DL	Kimball
Eli Klimek	FB/LB	Nevis
Parker Wangen	WR/S	Stewartville
Gannon Bolgrean	QB/S	Barnesville
Ryan Meagher	RB/LB	Minneota
Caiden Schjenken	QB/S	Deer River
Isaiah Beale	RB	Rochester Mayo
Riley Grossman	QB	Lakeville North
Bo Bokman	RB/SS	Lakeville South
Brooklyn Evans	QB/S	Eagan
Landen Kujawa	RB/LB	Becker
Nolan Ginskey	WR/DB	Owatonna



## North All Stars 2024

#	First	Last	Pos	Ht	Wt	High School
0	Ethan	Meyer	WR	6'2	190	Albany Area
1	Kevon	Johnson	RB	5'9	180	Robbinsdale Armstrong
2	Isaiah	Wright	RB	5'11	195	Fertile Beltrami
3	Peyton	Podany	QB	6'4	185	Anoka
4	Jacob	Wrbanek	LB	6'3	215	Maple Grove
5	Cameron	Begalle	WR	6'1	180	Andover
6	Evan	Kludt	WR	6'3	185	Alexandria Area
7	Michael	Bruggers	DE	6'3	240	Champlin Park
8	Ryan	Carroll	DE	6'4	210	Park Rapids
9	Daniel	Jackson	K	5'10	170	Alexandria Area
10	Ty'John	Brooks	WR	5'7	148	Park Center Senior High
11	Mason	Larson	OLB	6'3	220	Ada-Borup West
12	Drew	Huebner	QB	6'4	215	Morris Area
14	Gannon	Bolgrean(Inj)	DB	6'	180	Barnesville
15	Theo	Thomas	DE	6'5	260	Totino Grace
16	Josiah	Young	DB	6'3	170	Totino Grace
17	Dylan	Vokal	DB	6'2	195	Maple Grove
18	Seth	Staloch	TE	6'6	205	Osakis
19	Owen	Chervestad	DB	6'1	190	Red Lake County
20	Marshawn	Carlvin	DB	5'7	148	Centennial
21	Charles	Langama	RB	5'9	195	Maple Grove
22	Owen	Thielges	OLB	6'2	195	Moorhead
27	Reign	Battle	LB	6'2	210	Moorhead
28	Gavin	Schmidt	FB	6'1	210	Elk River
30	Luke	Bieniek	DB	5'11	185	Holdingford
33	Grant	Tylutki	DB	5'9	185	Rocori
34	Chase	Evink	LB	6'5	250	Hancock
35	Aidan	Adamski	DE	6'3	240	Hermantown
36	Raye	Manns	RB	5'10	200	Denfeld
38	Ryder	Vylasek	OLB	6'	195	Rogers
48	Kaleb	Weikel	LB	6'1	240	Andover
52	Stefan	Laszczak	C	5'10	250	Forest Lake
54	Hank	Meyer	DT	6'2	210	Kimball
55	Luke	Pappas	OG	6'3	265	Robbinsdale Armstrong
57	Logan	Carlson	C	6'3	295	Chisago Lakes
58	Anaise	Dotson	OG	6'	240	Minneapolis North
59	Ryan	Babatz	OT	6'5	290	Buffalo
64	Steven	Petrich	DT	6'1	270	Staples Motley
66	Brandon	Mugg	OG	5'11	295	Upsala
68	Blake	Van Patten	DT	6'2	290	Orono
70	Gavin	Wang	OT	6'7	275	Annandale
73	Ryan	Brinkman	OG	6'2	270	Detroit Lakes
76	Jacob	Lane	OT	6'5	295	Pequot Lakes
77	Jeffrey	Akwuba	OT	6'6	325	Stillwater
99	Abu	Tarawallie	DT	6'4	270	Providence Academy

## South All Stars 2024

#	First	Last	Pos	Ht	Wt	High School
0	Dylan	Hudgens	LB	6'2	218	Minnetonka
1	Trillion	Sorrell	DB	6'1	165	Edina
2	Brock	Wyandt	WR	6'	180	Farmington
3	Nolan	Ginskey	WR	6'	180	Owatonna
4	Bo	Bokman	DB	5'8	185	Lakeville South
5	Michael	Naber	LB	6'	205	Shakopee
6	Graysen	Schneider	DT	6'3	255	Stewartville
7	Elijah	Rumph	RB	6'1	205	Eden Prairie
8	Elijah	Johnson	RB	5'8	190	Fairmont
9	Maxwell	Coles	DT	6'4	250	Shakopee
10	Damian	Devine	OLB	6'3	225	Academy of Holy Angels
11	Camden	Hungerholt	DB	6'1	190	Leroy-Ostrander
12	Brooklyn	Evans	RB	6'	185	Eagan
13	Carter	Kleinsasser	OLB	6'2	225	Mound Westonka
14	Ben	Dahlin	DB	5'11	165	Jackson County Central
15	Brody	Miller	DB	6'	175	Shakopee
16	Parker	Wangen	DB	6'4	205	Stewartville
17	Luke	Ryerse	K	6'1	218	East Ridge
18	Blake	Schiltz	LB	6'3	225	Pine Island
19	Josh	Wedel	DE	6'5	245	Chaska
20	Ryan	Meagher	RB	5'10	205	Minneota
21	Riley	Grossman	QB	6'1	185	Lakeville North
22	Greg	Kennedy	WR	6'6	190	Fillmore Central
23	Ethan	Stendel	OLB	6'3	215	Caledonia
24	Damarius	Russell	DB	6'	175	Waseca
25	Ganden	Gosch	QB	6'4	200	Mankato East
26	Blake	Davison	OLB	6'	183	Owatonna
28	Isaiah	Beale	RB	6'	185	Rochester Mayo
42	Frank	McAninch	LB	6'	210	Mankato West
50	Hank	Artz	C	6'	230	Fairmont
56	Yahya	Yusuf	OT	6'2	265	Washburn
63	Kyler	Burmeister	OG	6'	230	Watertown
70	Peter	Hiebert	C	6'2	280	Chanhassen
71	Jack	Bauer	OG	6'4	275	Eastview
72	Nathan	Dobbs	OG	6'5	300	Hopkins
74	Jacob	Stevens	OG	6'5	270	Chatfield
77	Jacob	Allex	OT	6'4	290	Marshall
78	Caleb	Koury	OT	6'5	305	Two Rivers
79	Colin	Hansen	OT	6'6	240	Byron
89	Meyer	Swinney	WR	6'3	210	Edina
90	Beau	Bakken	DE	6'4	215	Hills-Beaver Creek
92	Reece	Hunt	DE	6'2	228	Lakeville North
97	Caleb	Kurtti	DE	6'2	220	Goodhue
99	Avagn	Dorvil	DT	6'1	315	Saint Thomas Academy

# BARNESVILLE FOOTBALL RECORD BOOK 1950-CURRENT

\*\*ALWAYS LOOKING FOR NEW STATS TO ADD, SO  
ALWAYS A WORK IN PROGRESS

# Career Defense

Name	solo Tackles +3	Assisted Tackles +1	Tackle for loss +2	Tipped pass +1	Fumble caused +4	Fumble recovery +3	Int +5	Sack +4	Blocked Kick +5	Tackle on Kick +3	Total Points
Hunter Zenzen	123	196	72	4	3	3	1	17	0	37	909
Austin Martz	122	152	19	15	6	5	11	1	5	36	802
Jonny Robideau	108	218	45	2	3	5	1	8	0	14	740
Jacob Grosz	92	144	40	5	10	4	2	5.5	1	16	642
Preston Snobl	84	147	25	5	5	4	6	2	7	25	634
Cody Cox	86	204	27	1	2	1	0	9	0	10	594
Joey Mark	78	134	27	0	8	3	0	7.5	0	25	565
Nick Robideau	83	120	23	4	0	3	1	5	3	21	531
Brady Kroll	66	108	36	0	2	4	0	7.5	0	26	506
Brady Martz	86	115	6	20	0	4	12	1	0	8	505
Ethan Ishaug	69	171	16	8	3	1	1	3	1	3	494
Kieran Johnson	52	127	46	2	3	3	1	16	1	3	482
Michael Strand	60	92	16	10	2	2	10	1	0	31	475
Josh Harris	71	60	30	1	6	1	1	11	2	18	474
Kaden Zenzen	54	97	27	2	1	4		19.5	0	13	448
Jace Nosal	54	82	17	1	2	0	3	4	1	33	422
Stuart Brandt	71	65	9	13	0	3	3	0.5	0	27	420
Peyton Amundson	57	97	26	0	4	3	0	8	0	12	418
Braeden Bredman	73	67	7	15	4	4	5	0	0	15	413
Zach Hochhalter	67	85	25	3	5	2	0	4	2	8	412
Adam Rice	66	60	9	4	3	1	5	2	0	24	400
Ethan Larson	69	79	14	3	2	1	3	2	0	12	392
Brady Tweeton	57	62	13	12	0	1	9	1	0	18	380
Hunter Anderson	58	87	20	2	2	2	1	2.5	0	15	377
Adam Tonsfeldt	42	68	6	17	0	3	17	0	0	17	377
Collin Morey	68	82	12	1	1	1	0	0	0	10	364
Tanner John	45	67	24	3	1	4	0	13	1	11	358
Brooks Martinson	61	78	12	4	2	4	1	1	1	6	341
Corey Praska	37	114	21	2	2	3	0	3.5	0	6	339
Willie Anderson	45	77	13	0	3	3	0	3	2	18	335
Connor Loeks	52	67	10	4	1	2	1	1	0	14	308
Leland Volrath	39	96	9	2	1	3	1	3	0	15	308
Bradey Berg	25	138	23	0	0	1	0	6	0	4	298
Andy Janssen	33	86	23	4	3	4	0	5	0	1	282
Joey Roste	34	98	8	6	2	2	2	2	0	6	277
Mac Tschakert	38	40	13	0	0	0	0	7.5	0	20	270
Jordan Rice	21	71	14	0	1	2	0	6.5	0	22	264
Rylee Anderson	30	62	6	1	0	0	2	0	0	27	256
Ben Randklev	28	94	14	1	3	1	1	2	0	7	256
Noah Krause	30	54	10	3	1	2	7	1	0	9	243
Dana Berg	31	58	14	0	2	0	0	2	2	12	241
Levi Eickenbrock	29	59	6	0	2	3	0	2.5	0	14	227
John Hagen	37	39	12	11	1	0	5	1	0	3	227
Gannon Bolgrean	53	44	1	7	0	1	10	0	0	2	225
Kyler Martz	40	53	2	9	0	2	5	0	0	2	224
Connor John	30	86	8	0	0	0	2	0	0	7	223
Alec Wheelright	30	37	22	2	0	3	0	4	2	5	223
Jared Nelson	25	85	8	0	0	3	0	5	0	4	217
Chase Brenner	43	26	4	5	0	2	5	0	0	6	217
Asher O'Brien	37	31	4	3	1	0	3	0	0	12	208



		Season Defensive Points										Total Points
		Solo Tackles +3	Assisted Tackles +1	Tackle for loss +2	Tippe d pass +1	Fumbl e caused +4	Fumble recover y +3	Int +5	Sack +4	Blocke d Kick +5	Tackle on Kick +3	
Hunter Zenzen	2019	44	56	28	0	3	0	1	6	0	13	324
Hunter Zenzen	2018	42	62	26	3	0	2	0	8	0	11	314
Austin Martz	2010	35	67	4	2	1	1	4	0	1	17	265
Jacob Grosz	2009	43	43	19	1	6	0	2	2	0	3	262
Preston Snobl	2018	37	62	11	1	1	2	4	1	2	6	258
Jonny Robideau	2021	40	74	15	0	2	1	1	1	0	4	256
Kaden Zenzen	2021	21	58	22	2	1	3	0	14.5	0	2	244
Brooks Martinson	2018	44	50	10	1	1	4	1	1	0	5	243
Brady Martz	2017	46	38	4	4	0	1	2	1	0	6	223
Jace Nosal	2012	34	37	6	0	2	0	1	2	1	15	222
Nick Robideau	2024	35	57	11	1	0	1	1	2	2	3	220
Cody Cox	2006	31	88	5	0	1	0	0	2	0	3	210
Brady Kroll	2019	31	49	17	0	1	0	0	3.5	0	9	221
Peyton Amundson	2023	30	55	13	0	3	1	0	4	0	5	217
Nick Robideau	2023	32	42	11	1	0	0	0	2	1	12	210
Jacob Grosz	2008	33	37	16	4	2	0	0	2.5	1	3	204
Joey Mark*	2020	28	42	5	0	3	1	0	3	0	13	202
Cody Cox	2007	23	70	14	1	0	1	0	4	0	5	202
Mac Tschakert	2011	30	21	12	0	0	0	0	7.5	0	12	201
Jace Nosal	2013	19	45	11	1	0	0	2	2	0	18	197
Preston Snobl	2017	29	46	11	1	0	1	1	1	2	6	196
Peyton Amundson	2022	27	38	13	0	1	2	0	4	1	6	194
Kieran Johnson	2016	18	60	15	1	1	2	1	7	0	2	194
Hunter Anderson	2019	27	43	10		1	2	1	1.5		9	192
Braeden Bredman	2021	33	33	4	5	1	3	3	0	0	5	188
Andrew Janssen	2010	22	54	16	2	2	2	0	4	0	1	187
Jordan Rice	2008	20	44	12	0	1	1	0	4.5	0	11	186
Josh Harris	2010	24	23	14	0	3	1	0	4.5	0	10	186
Joey Mark	2018	26	45	8	0	0	3	0	2	0	10	186
Tanner John	2009	24	27	9	1	1	2	0	7	1	8	185
Austin Martz	2012	27	32	5	5	3	4	1	0	2	6	185
Hunter Andeson	2018	31	44	10	2	1	0	0	1	0	6	185
Kieran Johnson	2015	23	41	23	1	0	1	0	6	0	0	184
Jonny Robideau*	2020	23	44	13	0	0	1	0	5	0	7	183
Joey Roste	2016	22	60	5	4	2	1	2	1	0	6	183
Cody Cox	2005	32	48	8	0	1	0	0	3	0	2	182
Corey Praska	2008	26	42	13	1	0	0	0	2.5	0	8	181
Preston Snobl	2016	18	39	3	3	4	1	1	0	3	13	180
Collin Morey	2023	32	38	7	0	1	1	0	2	0	5	178
Stuart Brandt	2010	26	35	4	3	1	1	1	0	0	13	175
Connor Loeks	2022	34	35	7	3	0	0	1	1	0	3	172
Ethan Larson	2023	33	27	7	3	1	0	1	1	0	5	171
Adam Rice	2010	29	27	6	2	3	0	1	2	0	6	171
Ethan Ishaug	2014	24	71	7	1	0	1	0	1	0	2	171
Michael Strand	2013	16	46	3	3	0	0	6	1	0	11	170
Austin Martz	2011	35	17	2	3	1	0	4	0	1	4	170
Hunter Zenzen	2017	27	45	8	1	0	1	0	2	0	5	169
Joey Mark	2019	23	42	14	0	2	2	0	2.5	0	2	169
Zach Hochhalter	2010	28	36	12	3	1	0	0	0	2	2	167
Levi Eickenbrock	2023	17	45	4	0	2	3	0	2	0	12	165
Tanner John	2010	20	36	14	2	0	2	0	6	0	3	165
Ethan Ishaug	2013	19	48	6	2	0	0	0	2	1	10	162
Austin Martz	2009	24	31	8	4	1	0	1	1	1	7	162
Connor John	2016	22	62	6	0	0	0	2	0	0	4	162
Braeden Bredman	2022	31	21	2	10	2	1	2	0	0	4	161
Jared Nelson	2006	17	69	5	0	0	1	0	4	0	4	161
Adam Tonsfeldt	2019	18	37	5	2	0	1	7	0	0	6	159
Alex Dorton	2024	23	24	3	1	1	0	0	0	0	18	158
Justin Lee	2007	20	53	7	2	0	1	0	0	0	8	156
Jacob Grosz	2007	15	59	5	0	2	3	0	1	0	7	155
Ben Randklev	2013	13	67	11	1	2	1	1	2	0	1	156
Jack Maesse	2024	17	31	12	0	0	2	0	2	1	10	155
Brady Martz	2016	24	35	1	13	0	1	6	0	0	0	155
Collin Morey	2024	30	39	7	1	0	0	0	1	0	2	154
Jonny Kletsch	2017	27	38	9	4	0	2	0	1	0	0	151
Zach Hochhalter	2009	21	27	10	0	3	1	0	4	0	3	150
* 2020 7 game season												0

**Career Defensive Stats**

Solo Tackles Career		Assisted Tackles Career		Total Tackles Career	
Hunter Zenzen	123	Chad Holland	253	Jonny Robideau	326
Austin Martz	122	Jonny Robideau	218	Hunter Zenzen	319
Jonny Robideau	108	Cody Cox*	204	Cody Cox*	290
Jacob Grosz	92	Hunter Zenzen	196	Chad Holland	281
Cody Cox	86	Ethan Ishaug	171	Austin Martz	274
Brady Martz	86	Austin Martz	152	Jacob Grosz	241
Preston Snobl	84	Preston Snobl	147	Caused Fumbles	
Nick Robideau	83	Jacob Grosz	144		
Joey Mark	78	Bradey Berg	138	Jacob Grosz	10
Josh Harris	71	Joey Mark	134	Joey Mark	8
Stuart Brandt	71	Kieran Johnson	127	Austin Martz	6
Ethan Larson	69	Nick Robideau	120	Josh Harris	6
Ethan Ishaug	69	Brady Martz	115	Zach Hochhalter	5
Zach Hochhalter	67	Corey Praska*	114	Preston Snobl	5
Adam Rice	66	Randy Barta	114		
Brady Kroll	66				
Michael Strand	60				
Tackle For Loss (20)		Tipped Passes		Fumble Recovery	
Hunter Zenzen	72	Brady Martz	20	Austin Martz	5
Kieran Johnson	46	Cameron Heng	18	Jacob Kleitsch	4
Jonny Robideau	45	Adam Tonsfeldt	17	Jacob Grosz	4
Jacob Grosz	40	Braeden Bredman	15	Tanner John	4
Brady Kroll	36	Austin Martz	15	Andy Janssen	4
Josh Harris	30	Stuart Brandt	13	Brady Martz	4
Cody Cox	27	Owen Riddle	11	Preston Snobl	4
Kaden Zenzen	27	John Hagen	11	Brady Kroll	4
Joey Mark	27	Michael Strand	10	Kaden Zenzen	4
Zach Hochhalter	25			Braeden Bredman	4
Preston Snobl	25				
Tanner John	24				
Nick Robideau	23				
Interceptions		Sacks		Blocked Kicks	
Adam Tonsfeldt	17	Kaden Zenzen	19.5	Preston Snobl	8
Brady Martz	12	Hunter Zenzen	17	Austin Martz	5
Austin Martz	11	Kieran Johnson	16	Trevor Nelson	3
Michael Strand	10	Tanner John	13	Nick Robideau	3
Gannon Bolgrean	10	Josh Harris	11		
Brady Tweeton	9	Cody Cox	9		
Owen Riddle	8	Kyle Johnson	8		
Brian Scheffler*	8	Jonny Robideau	8		
Noah Krause	7	Mac Tschakert	7.5		
Preston Snobl	6	Joey Mark	7.5		
		Isaiah Zajac	7		
Tackle On Kicks		Defensive Points 2005 - current			
Hunter Zenzen	37	Hunter Zenzen	909		
Austin Martz	36	Austin Martz	802		
Jace Nosal	33	Jonny Robideau	740		
Michael Strand	31	Jacob Grosz	642		
Stuart Brandt	27	Preston Snobl	639		
Rylee Anderson	27	Cody Cox	594		
Brady Kroll	26	Joey Mark	565		
Joey Mark	25	Brady Kroll	506		
Preston Snobl	25	Brady Martz	505		
		Ethan Ishaug	494		
		Kieran Johnson	482		
		Michael Strand	475		
*Agassiz Valley Coop but Barnesville athlete		Josh Harris	474		
		Kaden Zenzen	448		

**Individual Game Records Defense**

<b>Interceptions in a game</b>			<b>Interception Returns</b>		
Mark Kragness	1986 vs Frazee	4	Michael Strand	vs Hawley 2013	92 TD
Brady Martz	2016 vs UNC	3	Major Ness	vs Hawley, 2023	79 TD
Adam Tonsfeldt	2019 vs Warroad	3	Greg Bang	1968 vs Battle Lake	70 TD
			Tony Harris*	1994 vs Mahnomen	68
			Jacob Strand	2024 vs Frazee	61
<b>Most Total Tackles in a Game</b>			<b>Sacks in a Game</b>		
Chad Holland	1980 vs Frazee	26	Aaron Schindler *	2006 vs DGF	4
Ed Kava	1980 vs Frazee	25	Mac Tschakert	2011 vs Pelican Rapids	3.5
Bill Ferris	1980 vs Frazee	22	Kieran Johnson	2014 vs Staples	3
Chad Holland	1980 vs Perham	21	Rusty Renecker	2006 vs Perham	3
Cody Cox*	2006 vs Roseau	20			
Jacob Grosz	2009 vs Minneota	18			
Cody Cox	2007 vs Blackduck	18	<b>Tackles for Loss in a Game</b>		
Cody Cox*	2006 vs Pelican Rapids	18	Aaron Schindler*	2006 vs DGF	7
Matt Ness *	1991 vs Frazee	17	Cody Cox*	2005 vs Walker	6
Chad Harrison*	1991 vs Pelican Rapids	17	Jacob Grosz	2009 vs Minneota	5
Jonny Robideau	2020 vs Pillager	17	Hunter Zenzen	2019 vs Breckenridge	5
Nick Robideau	2024 vs Park Rapids	16			
Cody Cox*	2006 vs DGF	16			
Joey Mark	2020 vs Pillager	16			
Michael Strand	2013 vs Hawley	15			
Cody Cox*	2006 vs Perham	15			
Aaron Schindler *	2006 vs DGF	15			
<b>Most Solo Tackles in a Game</b>			<b>Most Assisted Tackles in a Game</b>		
Matt Ness*	1991 vs Frazee	12	Ed Kava	1980 vs Frazee	24
Jacob Grosz	2009 vs Minneota	10	Chad Holland	1980 vs Frazee	21
Brady Martz	2017 vs Crookston	10	Bill Ferris	1980 vs Frazee	21
Nick Robideau	2024 vs Park Rapids	7			
Cody Cox*	2006 vs DGF	7	Bill Ferris	1980 vs Perham	18
Josh Harris	2011 vs Warroad	7	Chad Holland	1980 vs Perham	17
Brady Tweeton	2015 vs Crookston	7	Cody Cox*	2006 vs Pelican Rapids	15
Zach Hochhalter	2008 vs LOW	7	Jared Nelson*	2006 vs Pelican Rapids	15
Hunter Zenzen	2019 vs Roseau	7	Cody Cox*	2006 vs Roseau	14
Connor Loeks	2022 vs MLWR	7	Michael Strand	2013 vs Hawley	13
<b>Fumble Recovery for TD - Longest</b>			Cody Cox*	2007 vs Blackduck	13
Jeff Halverson	vs Perham 1978	70	Seth Martinson	2013 vs Hawley	12
			Jimmy Kletsch	2014 vs Frazee	12
			Jace Nosal	2013 vs LPGE	12
<b>Blocked Kicks in a Game</b>			Cody Cox*	2006 vs Frazee	12
Aaron Schindler *	2006 vs DGF	2	Joey Mark	2020 vs Pillager	12
Preston Snobl	2017 vs Roseau	2			



**Career Defensive Stats**

Solo Tackles Career		Assisted Tackles Career		Total Tackles Career	
Hunter Zenzen	123	Chad Holland	253	Jonny Robideau	326
Austin Martz	122	Jonny Robideau	218	Hunter Zenzen	319
Jonny Robideau	108	Cody Cox*	204	Cody Cox*	290
Jacob Grosz	92	Hunter Zenzen	196	Chad Holland	281
Cody Cox	86	Ethan Ishaug	171	Austin Martz	274
Brady Martz	86	Austin Martz	152	Jacob Grosz	241
Preston Snobl	84	Preston Snobl	147	Caused Fumbles	
Nick Robideau	83	Jacob Grosz	144		
Joey Mark	78	Bradley Berg	138	Jacob Grosz	10
Josh Harris	71	Joey Mark	134	Joey Mark	8
Stuart Brandt	71	Kieran Johnson	127	Austin Martz	6
Ethan Larson	69	Nick Robideau	120	Josh Harris	6
Ethan Ishaug	69	Brady Martz	115	Zach Hochhalter	5
Zach Hochhalter	67	Corey Praska*	114	Preston Snobl	5
Adam Rice	66	Randy Barta	114		
Brady Kroll	66				
Michael Strand	60				
Tackle For Loss (20)		Tipped Passes		Fumble Recovery	
Hunter Zenzen	72	Brady Martz	20	Austin Martz	5
Kieran Johnson	46	Cameron Heng	18	Jacob Kletsch	4
Jonny Robideau	45	Adam Tonsfeldt	17	Jacob Grosz	4
Jacob Grosz	40	Braeden Bredman	15	Tanner John	4
Brady Kroll	36	Austin Martz	15	Andy Janssen	4
Josh Harris	30	Stuart Brandt	13	Brady Martz	4
Cody Cox	27	Owen Riddle	11	Preston Snobl	4
Kaden Zenzen	27	John Hagen	11	Brady Kroll	4
Joey Mark	27	Michael Strand	10	Kaden Zenzen	4
Zach Hochhalter	25			Braeden Bredman	4
Preston Snobl	25				
Tanner John	24				
Nick Robideau	23				
Interceptions		Sacks		Blocked Kicks	
Adam Tonsfeldt	17	Kaden Zenzen	19.5	Preston Snobl	8
Brady Martz	12	Hunter Zenzen	17	Austin Martz	5
Austin Martz	11	Kieran Johnson	16	Trevor Nelson	3
Michael Strand	10	Tanner John	13	Nick Robideau	3
Gannon Bolgrean	10	Josh Harris	11		
Brady Tweeton	9	Cody Cox	9		
Owen Riddle	8	Kyle Johnson	8		
Brian Scheffler*	8	Jonny Robideau	8		
Noah Krause	7	Mac Tschakert	7.5		
Preston Snobl	6	Joey Mark	7.5		
		Isalah Zajac	7		
Tackle On Kicks		Defensive Points 2005 - current			
Hunter Zenzen	37	Hunter Zenzen	909		
Austin Martz	36	Austin Martz	802		
Jace Nosal	33	Jonny Robideau	740		
Michael Strand	31	Jacob Grosz	642		
Stuart Brandt	27	Preston Snobl	639		
Rylee Anderson	27	Cody Cox	694		
Brady Kroll	26	Joey Mark	565		
Joey Mark	25	Brady Kroll	506		
Preston Snobl	25	Brady Martz	505		
		Ethan Ishaug	484		
		Kieran Johnson	482		
		Michael Strand	475		
*Agassiz Valley Coop but Barnesville athlete		Josh Harris	474		
		Kaden Zenzen	448		



# SEASON DEFENSIVE LEADERS

Solo Tackles Season		Assisted Tackles Season		Caused Fumbles		Total Tackles in a Season	
Brady Martz, 2017	46	Randy Barta 1975	114	Jacob Grosz 2009	6	Randy Barta 1975	156
Hunter Zenzen, 2019	44	Mike Ishaug 1974	108	Preston Snobl 2016	4	Jonny Robideau, 2021	114
Brooks Martinson, 2018	44	Cody Cox 2006	86	Isaac Goedtke 2011	4	Hunter Zenzen 2018	104
Jacob Grosz 2009	43	Chad Holland 1980	82	Austin Martz 2012	3	Austin Martz 2010	102
Hunter Zenzen 2018	42	Chad Holland 1982	77	Adam Rice 2010	3	Hunter Zenzen, 2019	100
Randy Barta 1975	42	Chad Holland 1981	76	Josh Harris 2009	3	Preston Snobl 2018	99
Jonny Robideau, 2021	40	Blayn Tonsfeldt 1982	76	Josh Harris 2010	3	Chad Holland 1981	98
Preston Snobl 2018	37	Jonny Robideau, 2021	74	Zach Hochhalter 2009	3	Chad Holland 1980	97
Nick Robideau 2024	35						
Austin Martz 2011	35	Ethan Ishaug 2014	71	Hunter Zenzen, 2019	3	Ethan Ishaug 2014	95
Austin Martz 2010	35	Cody Cox 2007	70	Logan Yeske 2022	3	Brooks Martinson	94
Jace Nosal 20112	34	Jared Nelson 2006	69	Team Take Aways		Nick Robideau	92
Connor Loeks 2022	34	Austin Martz 2010	67	2018	38	Blayn Tonsfeldt 1982	92
Jacob Grosz 2008	33	Ben Randklev 2013	67	2016	31	Brent Butenhoff 1982	88
Braeden Bredman, 2021	33	Brent Butenhoff 1982	64	2013	30	Jacob Grosz 2009	86
Ethan Larson, 2023	33	Hunter Zenzen, 2018	62	2022	19	Chad Holland 1982	86
Tackle For Loss Season				2010	29	Peyton Amundson, 2023	85
Hunter Zenzen, 2019	28			2021	27	Brady Martz, 2017	84
Hunter Zenzen, 2018	26			2019	26	Cody Cox 2007 *	84
Kieran Johnson 2015	23	Tipped Passes		2008	24	Connor John 2016	84
Kaden Zenzen, 2021	22	Brady Martz 2016	13	2011	24	Joey Roste 2016	82
Jacob Grosz 2009	19	Adam Tonsfeldt 2019	11	2023	24		
Andrew Janssen 2010	16	Cameron Heng 2021	11	Fumble Recovery			
Jacob Grosz 2008	16	Braeden Bredman 2022	10	Austin Martz 2012	4		
Jonny Robideau, 2021	15	Owen Riddle 2022	7	Brooks Martinson	4		
Kieran Johnson 2016	15	John Hagen 2010	7	Ben Stout 2007	3		
Cody Cox 2007	14	Jackson Wahl, 2017	7	Corey Praska 2007	3		
Tanner John 2010	14	Mike Brandt 2007	6	Jacob Grosz 2007	3		
Garrett Anderson 2015	14	Kyler Martz 2013	6	Matt Bredman 2016	3		
Josh Harris 2010	14	Adam Branden	6	Hunter Zenzen, 2019	3		
Corey Praska 2008	13			Braeden Bredman, 2021	3		
Interceptions		Sacks		Levi Eickenbrock, 2023	3		
Adam Tonsfeldt, 2019	7	Kaden Zenzen, 2021	14.5	Blocked Kicks			
Adam Tonsfeldt, 2018	7	Hunter Zenzen, 2018	8	Preston Snobl 2016	3		
Brady Martz 2016	6	Mac Tschakert 2011	7.5	Trevor Nelson 2010	3		
Michael Strand 2013	6	Isaiah Zajac 2024	7	Preston Snobl, 2017	3		
Preston Snobl 2018	4	Kieran Johnson 2016	7	Nick Robideau, 2024	2		
Brady Martz 2015	4	Tanner John 2009	7	Aaron Schindler 2006	2		
Austin Martz 2010	4	Tanner John 2010	6	Alec Wheelright 2013	2		
Conner Paul 2010	4	Kieran Johnson 2015	6	Josh Harris 2011	2		
Brady Tweeton 2016	4	Rusty Renecker 2006	6	Austin Martz 2012	2		
Austin Martz 2011	4	Josh Harris 2009	6	Willie Anderson 2010	2		
Owen Riddle, 2021& 2022	4	Hunter Zenzen, 2019	6	Zach Hochhalter 2010	2		
Spencer Cook 2009	4			Preston Snobl, 2018	2		
Tackle On Kicks		Defensive Points		Team Most Interceptions			
Jace Nosal 2013	18	Hunter Zenzen, 2019	324	2018	22		
Alex Dorton, 2024	18	Hunter Zenzen 2018	314	2022	18		
Austin Martz 2010	17	Austin Martz 2010	265	2016	18		
Noah Stanford, 2023	16	Jacob Grosz 2009	262	2013	17		
Willie Anderson 2010	15	Jonny Robideau, 2021	256	2021	15		
Jace Nosal 2012	15	Preston Snobl 2018	253	2024	14		
Joey Mark, 2020	13	Kaden Zenzen, 2021	244	2009	14		
Preston Snobl 2016	13	Brooks Martinson 2018	243	2008	14		
Stuart Brandt 2010	13	Brady Martz, 2017	223	2019	14		
Hunter Zenzen, 2019	13	Jace Nosal 2012	222	2010	13		
Rylee Anderson 2012	13	Brady Kroll, 2019	221	2015	12		
		Nick Robideau, 2024	220	2023	12		
		Peyton Amundson, 2023	217	2012	11		
*Agassiz Valley Coop but Barnesville athlete		Nick Robideau, 2023	210	2017	11		
		Cody Cox 2006	210				
		Jacob Grosz 2008	204				

# CAREER OFFENSIVE INDIVIDUAL RECORDS

Rushing Total Yards Career (1000 min)		Rushing Average Career (80 carries min)			Rushing Attempts	
Michael Strand	3423	Michael Strand	326-3423	10.5	Tony Harris*	394
Brady Tweeton	3354	Brady Tweeton	329-3354	10.1	Adam Tonsfeldt	332
Adam Tonsfeldt	3219	Jacob Bashor	83-829	10	Brady Tweeton	329
Tony Harris*	2473	Gannon Bolgrean	248-2432	9.81	Michael Strand	326
Dean Halverson	2453	Austin Martz	236-2313	9.8	Zach Hochhalter	314
Gannon Bolgrean	2,432	Adam Tonsfeldt	332-3219	9.7	Dean Halverson	308
Zach Hochhalter	2361	Hunter Anderson	130-1217	9.7	Colby Braton	290
Austin Martz	2313	John Roller	171-1643	9.6	Adam Rice	284
Adam Rice	2273	Aaron Schiefert	149-1396	9.37	Cameron Heng	279
Brady Martz	2046	Brady Martz	329-3354	8.9	Gannon Bolgrean	248
Cameron Heng	1934	Andrew Pederson	128-1129	8.8	Austin Martz	236
Colby Braton	1721	Nick Detloff	166-1434	8.6	Brady Martz	230
John Roller	1643	Ethan Larson	123-1022	8.3	Noah Krause	213
Nick Detloff	1434	Adam Rice	284 - 2273	8.0		
Aaron Schiefert	1396	Dean Halverson	308—2453	7.96		
Noah Krause	1269	Stuart Brandt	123-946	7.69		
Jacob Grosz	1254	Connor John	149-1082	7.5		
Cody Cox	1234	Jacob Grosz	178-1254	7.0		
Rushing Touchdowns		Total Points Scored		Total Offense (Rushing + Receiving)		
Michael Strand	60	Michael Strand	582	Michael Strand	4,052	
Brady Tweeton	55	Brady Tweeton	418	Brady Tweeton	3,937	
Adam Tonsfeldt	45	Adam Tonsfeldt	332	Adam Tonsfeldt	3,219	
Zach Hochhalter	35	Adam Rice	278	Adam Rice	2766	
Adam Rice	35	Austin Martz	264	Austin Martz	2742	
Austin Martz	30	Gannon Bolgrean	256	Tony Harris*	2683	
Gannon Bolgrean	29	Cameron Heng	244	Zach Hochhalter	2657	
Tony Harris*	27	Zach Hochhalter	232	Gannon Bolgrean	2632	
Cameron Heng	25	Brady Martz	226	Dean Halverson	2543	
Colby Braton	24	Tony Harris*	206	Cameron Heng	2294	
Brady Martz	23	Colby Braton	182	Brady Martz	2246	
				Colby Braton	2086	
Passing Yard Career		Passing Touchdowns		Passing Percentage		
Matt Askegaard*	2792	Robbie Strand	37	Kyler Martz	63.9	
Robbie Strand	2277	Matt Askegaard*	31	Gannon Bolgrean	58.5	
Kyler Martz	1979	Zachary Bredman	27	Zachary Bredman	58.2	
Ethan Ishaug	1807	Kyler Martz	25	Spencer Cook	55.3	
Zachary Bredman	1641	Adam Tonsfeldt	23	Ethan Ishaug	54	
Spencer Cook	1607	Ethan Ishaug	20	Robbie Strand	53.8	
Caleb Stetz	1346	Caleb Stetz	20	Caleb Stetz	53.5	
Most Interceptions thrown		Completed Passes		Attempted Passes		
Marty Gray*	21	Marty Gray*	145	Marty Gray*	317	
Zach Olson	15	Robbie Strand	119	Robbie Strand	221	
Mark Kragnes	14	Ethan Ishaug	114	Ethan Ishaug	211	
Spencer Cook	11	Kyler Martz	103	Spencer Cook	170	
Robbie Strand	8	Spencer Cook	94	Zach Olson	162	
Caleb Stetz	8	Zachary Bredman	85	Kyler Martz	161	

Adam Tonsfeldt	7	Matt Askegaard*	84				
Ethan Ishaug	7	Caleb Stetz	84				
<b>Most Receptions</b>		<b>Most Touchdowns Receiving</b>		<b>Most Yards Receiving</b>			
Brady Tweeton	39	Kaden Zenzen	13	Kaden Zenzen	673		
Jesse Rostad*	36	Michael Strand	11	Michael Strand	629		
Jacob Grosz	33	Hunter Zenzen	10	Brady Tweeton	583		
Kaden Zenzen	32	Austin Martz	9	Adam Rice	493		
Michael Strand	28	Jesse Rostad*	8	Zach Buth	468		
Hunter Zenzen	28	Brady Tweeton	7	Hunter Zenzen	435		
Austin Martz	24	Preston Snobl	7	Austin Martz	429		
Zach Buth	23	Colby Braton	6	Jacob Grosz	427		
		Zach Buth	6				
		Braeden Bredman	6				
<b>Best PAT Percentage</b>		<b>Most PAT's</b>		<b>Most Field Goals</b>			
John Hagen	86.6	John Hagen	110	John Hagen	8		
Jared Affield	84.2	Isaac Maneval	53	Asgeir Hlodverson*	3		
Isaac Maneval	82.8	Alex Settelmeyer	45	Alex Settelmeyer	3		
Nolan Rick	76.7	Michael Strand	40	Jared Affield	2		
Alex Settelmeyer	76.2	Nolan Rick	33	Isaac Maneval	2		
Connor Morse	73.6	Jared Affield	32				
Firmian Elsholz	71.1	Asgeir Hlodverson*	28				
		Firmian Elsholz	27				
<b>Punt Returns Most</b>		<b>Punt Returns for TD's</b>		<b>Punt Return Yards (5 returns minimum)</b>			
Michael Strand	52	Michael Strand	9	Michael Strand	1258		
Chase Brenner	27	Asher O'Brien	4	Chase Brenner	437		
Brady Tweeton	25	Adam Tonsfeldt	2	Asher O'Brien	414		
Adam Tonsfeldt	21			Adam Tonsfeldt	388		
Asher O'Brien	19			Brady Tweeton	280		
<b>Punting Average</b>		<b>Kickoff Return for TD's</b>		<b>Kickoff Return Average (5 Returns Minimum)</b>			
Brady Carlsrud*	37.6	Josh Tweeton	3	Josh Tweeton (9/399)	44.3		
Jacob Grosz	37.2	Brady Martz	3	Tony Harris*	38.7		
Adam Rice	35.7	Austin Martz	2	Brady Martz (25/692)	27.7		
Preston Snobl	34.8	Adam Rice	2	Austin Martz (12/313)	26.1		
Michael Strand	34.5	John Hagen	2	Preston Snobl (17/429)	25.2		
		Preston Snobl	2	Cameron Heng (21/410)	19.5		
<b>Most Kickoffs Attempted</b>		<b>Kickoff Average</b>		Ethan Larson	19.3		
Connor Morse	160	Asgeir Hlodverson*	55.2	Michael Strand (18/333)	18.9		
Alex Settelmeyer	135	Alex Settelmeyer	47	Braeden Bredman (22/402)	18.3		
Isaac Maneval	109	Connor Morse	46.8	Adam Rice (48/869)	18.1		
John Hagen	93	Kaden Zenzen	45				
Peyton Amundson	83	John Hagen	44.4				
Firmian Elsholz	67	Isaac Maneval	43.2				
Jared Affield	62	Peyton Amundson	41.6				
Kaden Zenzen	55	Nolan Rick	40.8				
*Agassiz Valley Coop but Barnesville athlete		Firmian Elsholz	39.7				



# SEASON INDIVIDUAL OFFENSIVE RECORDS

Rushing Total Yards Season		Rushing Average Season (50 Carries Min)			Total Offense (Rush + Rec)		
Brady Tweeton 2016	1901	Michael Strand -2013	106-1701	16	Brady Tweeton 2016	2109	
Michael Strand 2013	1701	Gannon Bolgrean, 2023	86-1056	12.3	Michael Strand 2013	2007	
Adam Tonsfeldt, 2019	1606	Adam Tonsfeldt, 2019	136-1606	11.8	Adam Tonsfeldt, 2019	1606	
Nick Detloff, 2018	1284	Brady Tweeton 2016	167-1901	11.4	Brady Martz, 2017	1429	
Brady Martz, 2017	1278	Major Ness, 2024	89-1006	11.3	Cameron Heng, 2021	1419	
Jim Schindler 1961	1262	Adam Rice 2011	71-772	10.9	Matt Ness 1991*	1345	
Matt Ness* 1991	1232	John Roller, 2022	99-1053	10.6	Michael Strand 2012	1317	
Cameron Heng, 2021	1203	Jacob Bashor 2009	60-634	10.6	Nick Detloff, 2018	1293	
Jay McEvers 1964	1186	Brady Martz 2016	68-710	10.4	Major Ness, 2024	1275	
Gannon Bolgrean, 2023	1056	Austin Martz 2012	91-936	10.3	Gannon Bolgrean, 2023	1256	
John Roller, 2022	1053	Aaron Schiefert, 2019	65-672	10.3	Touchdown Receptions		
Michael Strand 2012	1040	Adam Tonsfeldt, 2020	81-809	10	Kaden Zenzen, 2021	9	
Zach Hochhalter 2010	1039	Hunter Anderson, 2019	76-761	10.0	Jesse Rostad * 1996	8	
Perry Ferris 1978	1035	Cameron Halverson, 2024	73-723	9.9	Hunter Zenzen, 2019	7	
Brady Tweeton, 2017	1008	Bryce Schmalz	63-601	9.5	Michael Strand 1996	6	
Major Ness, 2024	1006	Jacob Strand, 2024	71-665	9.4	Tanner John 2010	6	
Austin Martz 2012	936	Stuart Brandt 2012	69-646	9.4	Zach Buth 2009	5	
Dean Halverson 1982	931	Austin Martz 2010	67-627	9.4	Colby Braton 2011	5	
Gannon Bolgrean, 2024	903	Brady Tweeton, 2017	107-1008	9.4	Preston Snobl, 2018	5	
		Ethan Larson, 2023	71-639	9.0	Gannon Bolgrean, 2023	5	
Rushing Touchdowns		Total Points Scored			Receptions in a Season		
Michael Strand 2013	31	Michael Strand 2013	272		Jesse Rostad* 1996	36	
Brady Tweeton 2016	28	Brady Tweeton 2016	208		Brian Raftevoid 1885	25	
Adam Tonsfeldt, 2019	26	Michael Strand 2012	198		Kyle Tweeton 1987	23	
Major Ness, 2024	20	Adam Tonsfeldt, 2019	174		Jack Lien 2015	19	
Michael Strand , 2012	19	Major Ness, 2024	154		Jacob Grosz 2009	19	
Ethan Larson, 2023	15	Cameron Heng, 2021	134		Kaden Zenzen, 2021	18	
Cameron Heng, 2021	14	Adam Rice 2011	118		Brady Tweeton 2015	17	
Gannon Bolgrean, 2024	13	Ethan Larson, 2023	112				
John Roller, 2022	13	John Hagen 2010	112		Spencer Bernier 1976	17	
Zach Hochhalter 2010	13	Austin Martz 2012	110		Boone Mahar 2010	16	
Jacob Strand, 2024	12	Gannon Bolgrean, 2024	108		Connor John 2010	16	
Adam Rice 2011	12	Preston Snobl, 2018	107		Gary Smith 1975	16	
Perry Ferris 1978	12	Gannon Bolgrean, 2023	104				
Gannon Bolgrean, 2023	11	Braeden Bredman, 2022	102				
		Chase Brenner, 2018	100				
Passing Yards Season		Passing Touchdowns			Passing Percentage		
Matt Askegaard*1996	1328	Robbie Strand 2011	18		Zachary Bredman	32-46	69.6
Robbie Strand 2010	1148	Robbie Strand 2010	18		Kyler Martz 2013	56-87	64.4
Zachary Bredman, 2023	1034	Noah Krause, 2021	17		Kyler Martz 2012	46-73	63
Kyler Martz 2013	1028	Kyler Martz 2013	15		Adam Tonsfeldt, 2020	16-27	59.3
Robbie Strand, 2011	1016	Zachary Bredman, 2022	14		Spencer Cook 2008	49-83	59
Ethan Ishaug 2015	930	Matt Askegaard*1996	14		Spencer Cook 2009	49-85	57.6
Kyler Martz 2012	914	Zachary Bredman, 2023	13		Adam Tonsfeldt, 2019	28-49	57.1
Spencer Cook 2009	909	Adam Tonsfeldt, 2019	13		Jimmy Solum* 1994		55.1
		Ethan Ishaug 2014	13		Robbie Strand 2011	53-97	54.6



Fewest Interceptions		Completed Passes		Attempted Passes			
Zachary Bredman	1	Matt Askegaard*1996	84	Matt Askegaard*1996	163		
Gannon Bolgrean, 2024	2	Ethan Ishaug 2015	65	Ethan Ishaug 2015	116		
Caleb Stetz 2016	2	Robbie Strand 2010	59	Robbie Strand 2010	114		
Ethan Ishaug 2014	2	Kyler Martz 2013	56	Zachary Bredman, 2023	100		
Robbie Strand 2011	2	Robbie Strand 2011	53	Robbie Strand 2011	97		
Zach Olson 2006	2	Zachary Bredman, 2023	53	Ethan Ishaug 2014	91		
Kyler Martz 2013	3	Ethan Ishaug 2014	49	Kyler Martz 2013	87		
Kyler Martz 2012	3	Spencer Cook 2009	49	Spencer Cook 2009	85		
Spencer Cook 2009	3	Spencer Cook 2008	49	Spencer Cook 2008	85		
Noah Krause, 2021	3						
Best PAT Percentage		Most PAT's		Most Field Goals			
Isaac Maneval 2022	86.7	John Hagen 2010	61	John Hagen 2010	5		
Alex Settelmeyer 2014	86	John Hagen 2009	49	John Hagen 2009	3		
Nolan Rick, 2020	84.6	Isaac Maneval 2022	39	Alex Settelmeyer 2014	3		
Jared Affield 2015	84	Jared Affield 2015	32	Asgeir Hlodverson* 1995	2		
Isaac Maneval	73.6	Asgeir Hlodverson* 1995	28	Jared Affield 2015	2		
Nolan Rick, 2019	73.3	Firmian Elsholz, 2017	27	Isaac Maneval, 2021	2		
		Alex Settelmeyer 2014	25				
Punt Returns Most		Punt Returns for TD's		Punt Return Yards (5 returns minimum)			
Michael Strand 2012	20	Asher O'Brien, 2023	4	Michael Strand 2011	544		
Michael Strand 2011	20	Michael Strand 2013	3	Michael Strand 2012	430		
Chase Brenner, 2018	20	Michael Strand 2012	3	Asher O'Brien, 2023	414		
Brady Tweeton, 2015	19	Michael Strand 2011	3	Adam Tonsfeldt, 2019	347		
Adam Tonsfeldt, 2019	19	Chris Schenk *1991	2	Chase Brenner, 2018	320		
Asher O'Brien	19	Adam Tonsfeldt, 2019	2	Michael Strand 2013	283		
Punting Average		Kickoff Return for TD's		Kickoff Return Average (5 Returns Minimum)			
Jacob Grosz 2009	39.6	Tony Harris *1995	2	Tony Harris * 1995	40.3		
Adam Rice 2010	37.7	Brady Martz, 2017	2	Brady Martz, 2017	35.9		
Brady Carlsrud*1998	37.6	Preston Snobl, 2018	2	Preston Snobl, 2018	32.9		
Most Kickoffs Attempted		Kickoff Average		Receiving Yards in a Season			
John Hagen	93	Asgeir Hlodversson*	55.2	Kaden Zenzen, 2021	418		
Connor Morse, 2019	87	Connor Morse, 2019	48.3	Gary Smith 1975	354		
Alex Settelmeyer 2013	86	Kaden Zenzen, 2021	45.5	Adam Rice, 2009	340		
Peyton Amundson, 2023	83	Connor Morse, 2018	45	Ethan Ishaug 2013	334		
Isaac Maneval, 2022	83	John Hagen 2010	44.4	Boone Mahar, 2010	322		
Connor Morse, 2018	73	Isaac Maneval, 2022	43.1	Major Ness, 2023	312		
Firmian Elsholz, 2017	67	Jacob Klitsch, 2011	42.4	Michael Strand 2013	306		
Jacob Klitsch 2011	59	Peyton Amundson, 2023	41.6	Zach Buth 2009	305		
Alex Settelmeyer 2012	50	Nolan Rick, 2020	40.8				
* Agassiz Valley Coop but Barnesville athlete							

Individual Offensive Game Records

Rushing Game			Passing Game		
Brady Carlsrud *	vs Frazee 1998	288	Matt Askegaard *	vs DGF 1996	255
Cameron Halverson	vs Staples Motley 2024	271	Mark Kragness	vs Frazee 1986	241
Adam Tonsfeldt	vs Morris 2020	248	Mark Kragness	vs Perham 1986	231
Cameron Heng	vs Detroit Lakes, 2021	240	Kyler Martz	vs UNC 2012	228
Michael Strand	vs. OTC 2013	237	Ethan Ishaug	vs Warroad 2014	193
Brady Tweeton	vs Hawley 2016	236	Noah Krause	vs Hawley 2021	173
Brady Tweeton	vs Crookston 2017	230	Robbie Strand	vs UNC 2011	168
Brian Dilbeck	vs Perham 1986	225	Kyler Martz	vs UNC 2013	168
Brady Tweeton	vs Crookston 2016	218	Robbie Strand	vs Pine River-Backus 2010	161
Adam Tonsfeldt	vs Hawley, 2019	217	Kyler Martz	vs Frazee 2013	160
Michael Strand	vs WCA 2013	212	Robbie Strand	vs Browerville 2011	159
Michael Strand	vs Frazee 2013	208	Caleb Stetz	vs Roseau, 2017	159
Adam Rice	vs Goodhue 2010	198	Adam Tonsfeldt	vs Breckenridge 2020	156
Michael Strand	vs Hawley 2012	197			
Brady Martz	vs DGF 2017	195			
Brady Tweeton	vs Hawley, 2017	193	Passing Touchdowns in a Game		
Brady Tweeton	vs Breckenridge, 2017	192	Robbie Strand	vs Browerville 2011	4
Michael Strand	vs Bagley 2012	191	Robbie Strand	vs Bagley 2010	4
Rushing Touchdowns in a Game			Kyler Martz	vs LPGE 2013	4
Michael Strand	vs WCA 2013	5	Caleb Stetz	vs Roseau, 2017	4
Michael Strand	vs Hawley 2012	4	Kyler Martz	vs Frazee 2013	3
Brady Tweeton	vs Crookston 2016	4	Kyler Martz	vs UNC 2012	3
Brady Martz	vs Warroad 2016	4	Caleb Stetz	vs Warroad 2016	3
Brady Tweeton	vs Breckenridge 2016	4	Tom Holter	vs Wheaton 1951	3
Michael Strand	vs UNC 2013	4	Adam Tonsfeldt	vs Breckenridge 2020	3
Cameron Heng	vs Detroit Lakes, 2021	4	Noah Krause	vs Eden Valley Watkins 2021	3
			Zachary Bredman	vs Crookston (final) 2022	3
			Zachary Bredman	vs Chatfield, 2022	3
			Gannon Bolgrean	vs Crookston, 2024	3
Receptions in a game			Passing Completions in a Game		
Jack Lien	vs DGF 2016	6	Jimmy Solum *	vs Perham 1994	16
Jacob Grosz	vs Pelican Rapids 2010	5	Kyler Martz	vs UNC 2013	11
Nick Randklev	vs Hawley 2014	4	Kyler Martz	vs LPGE 2013	10
Colby Braton	vs Warroad 2011	4	Caleb Stetz	vs UNC 2016	10
Boone Mahar	vs Browerville 2010	4	Ethan Ishaug	vs Hawley 2014	9
Boone Mahar	vs New Ulm Cathedral	4	Robbie Strand	vs Browerville 2010	9
			Robbie Strand	vs Pine River-Backus 2010	9
Receiving Yards in a game			Kyler Martz	vs UNC 2012	8
Doug Carlsrud	vs Perham 1965	158	Robbie Strand	vs Browerville 2011	8
Adam Rice	vs Pelican Rapids 2011	130	Robbie Strand	vs Pelican Rapids 2011	8
Jesse Rostad *	vs OTC 1996	129	Spencer Cook	vs Pine River Backus 2008	8
Isaac Goedtke	vs UNC 2012	128	Zachary Bredman	vs Eden Valley Watkins, 2023	8
Braeden Bredman	vs Hawley 2021	116	Points Scored in a Game		
Austin Martz	vs UNC 2012	113	Michael Strand	vs WCA 2013	42
Michael Strand	vs Frazee 2013	113	Brady Tweeton	vs Breckenridge	36
			Michael Strand	vs UNC 2013	32
			Brady Tweeton	vs Crookston, 2017	32
Receiving Touchdowns In a game			Cameron Heng	vs Detroit Lakes, 2021	32
Don Anderson	vs Wheaton 1951	3	Michael Strand	vs LPGE 2013	31
Kaden Zenzen	vs Eden Valley Watkins, 2021	2	Brady Martz	vs Warroad 2016	30
Isaac Goedtke	vs UNC 2012	2	Brady Tweeton	vs Breckenridge, 2017	30
Colby Braton	vs Warroad 2011	2	Michael Strand	vs Hawley 2014	28

Jordan Bang	vs Crookston 2014	2	Major Ness	vs Frazee 2024	28
Receiving Touchdowns in a game (continued)			Points scored in a game (continued)		
Tanner John	vs Bagley 2010	2	Michael Strand	vs WDC 2013	28
Jesse Rostad *	vs Frazee & Warroad 1996	2	Adam Rice	vs UNC 2011	27
Brandon Fankhanel *	vs Hawley 2005	2	Adam Tonsfeldt	vs Hawley, 2019	26
Jackson Wahl	vs Roseau, 2017	2	Adam Tonsfeldt	vs Breckenridge, 2019	26
Jackson Wahl	vs Warroad, 2019	2	Adam Tonsfeldt	vs Crookston, 2019	26
			Brady Tweeton	vs Pillager 2016	26
			Michael Strand	vs Frazee 2013	26
LONGEST PASS PLAY FOR TD			Longest Field Goal		
1996*	Matt Askegaard to Jesse Rostad* vs OTC	97			
1965	Jay Janecky to Doug Carlsrud	96	Mike Smilonich	vs Perham 1984	44
2013	Kyler Martz to Michael Strand vs Frazee	85	Asgeir Hlodversson *	vs Perham 1995	40
2009	Spencer Cook to Leland Volrath	83			
1976	Paul Anderson to Dave Herbranson	80	Longest Kickoff Returned for TD		
2012	Michael Strand to Isaac Goedtke vs UNC	79	Chris Schenck*	vs Bagley 1991	94
2022	Zachary Bredman to Dawson Gregg vs JCC	77	Ethan Larson	vs Osakis 2022	89
2011	Robbie Strand to Adam Rice vs Pelican Rapids	75	Josh Tweeton	vs Staples-Motley 2014	89
2021	Noah Krause to Cameron Heng vs Eden Valley Watkins	75	Gannon Bolgrean	vs Frazee 2024	85
2011	Robbie Strand to Adam Rice vs UNC	72	Josh Tweeton	vs Warroad 2015	85
			Cameron Heng	vs Pelican Rapids 2021	83
Longest Run for TD			Major Ness	vs Warroad, 2024	82
1989	Wayne Krueger vs Frazee	99	Preston Snobl	vs Hawley, 2018	80
2010	Zach Hochhalter vs Goodhue	95	Jacob Strand	vs Crookston 2024	79
1970	Jon Nicklay vs Pelican Rapids	92	Brady Martz	vs Crookston, 2017	77
1975	Dan Solum vs Dilworth	91	Braeden Bredman	vs Hawley 2022	76
2016	Brady Tweeton vs OTC	86	Gannon Bolgrean	vs Staples-Motley 2022	72
2016	Brady Tweeton vs Hawley	85	Longest Punt Return for TD		
2010	Austin Martz vs Goodhue	82	Bobby Anderson*	vs OTC 1996	79
2013	Michael Strand vs OTC	81	Asher O'Brien	vs Crookston 2023	77
2024	Cameron Halverson vs Staples	81			
2021	Cameron Heng vs Crookston	80	John Hagen	vs WHA 2010	75
2024	Major Ness vs Crookston	79	Michael Strand	vs UNC 2011	72
			Michael Strand	vs UNC 2012	67
			Michael Strand	vs Warroad 2013	66
			Chase Brenner	vs Pelican Rapids 2018	65
			Michael Strand	vs LPGE 2013	62
Longest Punt			Most PAT's Made In a Game		
Jacob Grosz	vs Hawley 2009	63	John Hagen	vs Bagley 2010	9
Preston Snobl	vs Breckenridge, 2018	61	John Hagen	vs PRB 2010	8
Jacob Grosz	vs Parkers Prairie 2009	57	Connor Morse	vs Frazee 2018	8
Jacob Grosz	vs Frazee 2009	55			

Team Records Game

Most Total Yards in a Game			Most Yards Rushing in a Game		
2019	vs Warroad	605	2016	vs Frazee	560
2020	vs Morris	589	2012	vs USA	536
2016	vs Frazee	567	2020	vs Morris	525
2011	vs USA	551	2018	vs Frazee	484
2015	vs Warroad	549	2013	vs USA	484
2012	vs WDC	540	2024	vs Crookston	466
2013	vs USA	536	2011	vs USA	464
2010	vs Goodhue	527	2010	vs Goodhue	460
2018	vs Frazee	523	Fewest Yards Given Up in a Game		
Most Yards Passing in a Game			1964	vs Glyndon	-26
1998	vs DGF	255	2009	vs Walker	-21
1986	vs Frazee	241	2024	vs Crookston	-8
1986	vs EGF	231	2009	vs PRB	21
2012	vs UNC	228	2013	vs WDC	27
1959	vs Perham	226	2023	vs Crookston	30
2014	vs Warroad	193	2011	vs USA	30
			2015	vs Pelican Rapids	34
			2012	vs KMS	35
			1967	vs Hawley	40
			2022	vs Staples-Motley	50
Most Points Scored in a Game			Fewest First Downs Given up		
2024	vs Crookston	78	2018	vs Pelican Rapids	1
2018	vs Frazee	74	2009	vs Blackduck	1
2009	vs Blackduck	74	2009	vs Walker	1
2013	vs WDC	70	2023	vs Crookston	2
2011	vs UNC	69	2009	vs Pine River-Backus	2
2013	vs UNC	68	2012	vs LPGE	2
2019	vs Warroad	64	2013	vs WDC	2
2011	vs LPGE	63	2024	vs Crookston	3
Fewest Opponents Yards Rushing in a Game			2008	vs Blackduck	3
2024	vs Crookston	-41	2008	vs Walker	3
1964	vs Glyndon	-26	2008	vs Walker	3
2009	vs Walker	-21	2005	vs Walker	3
2008	vs PRB	-20	2021	vs Crookston	3
2013	vs WDC	2	Most First Downs in Game		
2022	vs Crookston(final)	2	2016	vs Warroad	24
2022	vs Crookston	3	2010	vs Browerville	23
1967	vs Hawley	7	2015	vs Warroad	23
2005	vs Walker	8	2021	vs Detroit Lakes	23
2022	vs Pelican Rapids	15	2008	vs Walker	22
2021	vs Staples Motley	19	2017	vs Crookston	22
2009	vs PRB	23	2016	vs UNC	21
1969	vs Elbow Lake	24	2014	vs Crookston	21
2022	vs MLWR	28	2018	vs Minneapolis North	21
2023	vs Crookston	30	2021	vs Hawley	21
Team Interceptions in a Game			2024	vs DGF	21
2016	vs UNC	5	Team Blocked Punts in a Game		
2022	vs Chatfield	4	1969	vs Glyndon Felton	4
2021	vs Pelican Rapids (section final)	4			
2008	vs Blackduck	4			
1972	vs Perham	4			
1971	vs Perham	4			
2019	vs Warroad	4			
2024	vs Frazee	3			
2013	vs NYM	3			
2013	vs WCA	3			
2013	vs Warroad	3			
2018	vs MLWR	3			
2018	vs Frazee	3			



Team Records Season

Scoring Average		Defensive Average		Most Points Scored		Rushing TD's	
2013	50	1951	3.5	2023	602	2024	67
2024	47.67	1961	4.0	2024	572	2023	63
2012	47	2022	5.2	2019	568	2019	61
2011	46.8	2011	6.5	2013	550	2013	59
2009	44.6	1950	6.6	2022	549	2016	55
2019	43.6	2013	7.8	2009	536	2010	54
2023	43.0	1981	8	2012	517	2018	53
2020	43	1975	8.1	2016	485	2012	52
2022	42.2	1977	8.55	2018	480		
2016	40.4	1978	8.75	2011	464		
2010	38.6	2009	8.8	2021	456		
2021	38	2010	8.9				
Most Rushing Yards		Most Passing Yards/Receiving Yards		Total Offensive Yards		Passing TD's	
2019	4407	1996*	1337	2023	5,173	2011	18
2018	4361	2010	1161	2019	5035	2010	18
2016	4301	2009	1132	2016	4976	2021	17
2023	4101	2012	1100	2018	4904	2013	15
2024	4099	2023	1072	2010	4876	2009	15
2022	3973	2011	1062	2024	4783	2023	13
2010	3715	2013	1028	2022	4682		
2021	3615			2012	4574		
2012	3474			2021	4520		
2013	3456	Fewest 1st downs given up		2013	4484		
2017	3395	2011	67	2011	4004		
2009	3206	2012	72	2009	4338		
Most 1st Downs		2009	77	2017	4066		
2018	199	2013	77				
2016	198	2008	80	Lowest Opponent Rush per game avg.			
2010	188			2022	69.4		
2017	187	Shutouts in season		2021	71.5		
2023	183	2023	6	2011	74.4		
2022	183	2022	6	2020	75.8		
2021	183	2018	5	2023	94.8		
2024	176	2009	5	2018	99.3		
2019	176	2011	4	2009	101.3		
2009	155	2010	4	2024	109.5		
Rushing Average				2013	111.3		
2013	9.7	354-3448		Lowest opponent offense per game			
2019	8.9	485-4369		2011	126.7		
2024	8.8	465-4099		2009	140.6		
2023	8.3	492-4101		2022	146		
2016	8.3	519-4301		2013	149.5		
2011	7.7	380-2829		2019	173.3		
2020	7.6	315-2394		2018	192.7		
2022	7.5	530-3958		2023	194.1		
2017	7.4	462-3396		2021	198.5		
2012	7.3	474-3476					
2018	7.2	609-4387					

\*Agassiz Valley Coop but Barnesville athlete

BARNESVILLE HIGH SCHOOL FOOTBALL						
	Win	Loss	Ties	Coach		
2024	11	1		Bryan Strand	Mid Northwest (HOL north) champs, Section 8AA Champs,	
2023	13	1		Bryan Strand	Mid Northwest District Champs, Section 8AA Champs, State AA Runner Up	
2022	13	0		Bryan Strand	Midwest District Champs, Section 8AA champs, State AA Champions	
2021	9	3		Bryan Strand	Section 8AA Champs, State AA semi-finals	
2020	7	0		Bryan Strand	Midwest District Champs, Section 8AA Co Champs	*no state touney offered
2019	12	1		Bryan Strand	Midwest District Champs, Section 8AA champion, State Semi finals AA	
2018	11	3		Bryan Strand	Section 8AA Champion, State AA Runner - up	
2017	10	2		Bryan Strand	Section 8AA Champion, State AA Tournament	
2016	11	1		Bryan Strand	Midwest district champs, section 8AA champs, State Semi-finals AA	
2015	7	4		Bryan Strand	Section runner up 8AA	
2014	6	4		Bryan Strand		
2013	10	1		Bryan Strand	Conference Champs, Section 8AA runner ups	
2012	10	1		Bryan Strand	Conference Champs, Section 8AA Runner ups	
2011	9	1		Bryan Strand	Conference Champs	
2010	13	1		Bryan Strand	State Class A Runner Up/Conf Champs Section 6A Champs	
2009	11	1		Bryan Strand	State Class A Participant/conference champs Section 6A Champs	
2008	7	3		Bryan Strand		
2007	7	3		Bryan Strand		
2006	2	7		Bryan Strand		
2005	1	8		Bryan Strand		
2004	0	9		Stacy Martz		
2003	4	5		Stacy Martz		
2002	3	6		Stacy Martz		
2001	1	8		Stacy Martz		
2000	2	7		Al Krueger	**1991-2008 Agasiz Valley Football	
1999	3	6		Al Krueger	Barnesville and Rothsay	
1998	4	6		Al Krueger		
1997	4	5		Al Krueger		
1996	4	5		Craig Samuelson		
1995	6	4		Craig Samuelson		
1994	7	3		Craig Samuelson		
1993	7	4		Craig Samuelson	section runner up	
1992	5	4		Craig Samuelson		
1991	7	3		Craig Samuelson		
1990	1	7		Todd Halverson		
1989	1	7		Todd Halverson		
1988	2	6		Larry Anderson		
1987	3	5		Larry Anderson		
1986	1	7		Larry Anderson		
1985	2	7		Larry Anderson		
1984	5	5		Larry Anderson		
1983	5	4		Larry Anderson		
1982	5	3		Larry Anderson		
1981	7	2		Larry Anderson		
1980	5	4		Larry Anderson		
1979	5	4		Larry Anderson		
1978	11	1		Larry Anderson	State Class B Runner Up/Conf Champs	
1977	5	4		Larry Anderson		
1976	8	2		Dennis Hale		
1975	7	3		Dennis Hale	Conference Champs	
1974	7	2		Dennis Hale	Conference Champs-tied	

1973	2	7		Dennis Hale		
1972	6	2	1	Gary Vorachek		
1971	4	4	1	Gary Vorachek		
1970	5	3	1	Gary Vorachek		
1969	2	6	1	Gary Vorachek		
1968	4	5		Gary Vorachek		
1967	2	7		Gary Vorachek		
1966	1	6	1	George Nelson		
1965	3	3	2	Don Kerlin		
1964	4	4		Don Kerlin		
1963	3	5		Don Kerlin		
1962	6	2		Don Kerlin	3 way tie for HOL title	
1961	8	0		Don Kerlin	HOL Champs	
1960	4	4		Don Kerlin		
1959	5	0	3	Don Kerlin		
1958	4	4		Don Kerlin		
1957	2	6		Don Kerlin		
1956	7	0	1	Bill Anderson	share of conference championship	
1955	3	4	1	Bill Anderson		
1954	1	7		Bill Anderson		
1953	2	6		Bill Anderson		
1952	3	2	2	Don Bredell		
1951	7	0	1	Don Bredell	HOL champs	
1950	5	2	1	Don Bredell		
1949	3	5		Don Bredell		
1948	1	6		Martin Soliah		
1947	2	5	1	Martin Soliah		
1946				Martin Soliah		
1945	0	5	1	Otto Beseman		
1944				Otto Beseman		
1943				Birger Johnson		
1942	1	5		Ted Meinhover		
1941	4	2	1	Fritz Grewing		
1940	3	2	2	Fritz Grewing		
1939	3	3	1	Leo Stenback		
1938				Leo Stenback		
1937				Leo Stenback		
1936	2	4	1	Schwartz		
1935	1	5	1	Solberg		
1934	1	5		Solberg		
1933	0	5		Hayden		
1932						
790	431	335	24			

Head Coach	Years	Games Coached	Wins	Losses	Ties	Winning %
Bryan Strand	2005-	226	180	46		79.65%
Stacy Martz	2001-2004	36	8	28		22.22%
Al Krueger	1997-2000	37	13	24		35.14%
Craig Samuelson	1991-1996	59	36	23		61.02%
Todd Halverson	1989-1990	16	2	14		12.50%
Larry Anderson	1977-1988	108	56	52		51.85%
Dennis Hale	1973-1976	38	24	14		63.16%
Gary Vorachek	1967-1972	54	23	27	4	42.59%
George Nelson	1966	8	1	6	1	12.50%
Don Kerlin	1957-1965	72	39	28	5	54.17%
Bill Anderson	1953-1956	32	13	17	2	40.63%
Don Bredell	1949-1952	31	18	9	4	58.06%
Martin Soliah	1947-1948	15	3	11	1	20.00%
Otto Besemen	1944-1945	6	0	5	1	0.00%
Birger Johnson	1943	0				
Ted Meinhover	1942	6	1	5		16.67%
Fritz Grewing	1940-1941	14	7	4	3	50.00%
Leo Stenback	1937-1939	7	3	3	1	42.86%
Schwartz	1936	7	2	4	1	28.57%
Solberg	1934-1935	13	2	10	1	15.38%
Hayden	1933	5	0	5		0.00%
		790	431	335	24	54.56%